



# Club Health Assessment for District 14 A through November 2025

			Status	Membership					Reports					Finance		LCIF
Club Number	Club Name	Charter Date	Times in Status Quo in Past 2 Years	Current Member Count **	YTD Members Added	YTD Members Dropped	YTD Net Growth% ***	Member Count 1 Year Ago	Dropped Members Avg.Length of Service	Months Since Membership Update	Current Officers Reported ****	Current President Repeated Term	VP Reported *****	Last Date Reported Service (mm/yyyy)	Account Balance	YTD Donations
Clubs less than two years old																
180794	Delaware Valley Town Watch	03/06/2025	Active	21	0	0	0.00%	0		1	Y	2	N	07/2025		
181769	Philadelphia Altru Vision	07/10/2025	Active	20	20	0	100.00%	0		3	Y		N			
182345	Philadelphia Asian American	09/15/2025	Newly Chartered	23	23	0	100.00%	0		2	Y		N			
Clubs more than two years old																
5654	ASTON TOWNSHIP	08/03/1948	Active	36	0	0	0.00%	40		6	Y		R	10/2025	90+ Days	
143617	Aston Township Lioness	11/20/2020	Active	41	2	2	0.00%	41	3	1	Y		R			
6441	AUDUBON OAKS	10/25/1950	Active	13	0	0	0.00%	13		19	Y	3		11/2022		
6442	BALA CYNWYD NARBERTH	06/13/1944	Active(1)	2	0	0	0.00%	4		6	Y	8		04/2018		
5672	BENSALEM TOWNSHIP	01/29/1948	Active	57	0	1	-1.72%	54	6	0	Y	2	N	09/2025		
5656	BRISTOL	02/12/1952	Active	40	0	0	0.00%	40		26	Y	2	N	05/2016		
98405	BUCKS CO ASSN - BLIND & VISUALLY IMPAIRED	01/29/2007	Active	26	0	0	0.00%	21		3	Y	4	R	12/2018		
131521	Bucks County Community College	06/28/2017	Active	1	0	0	0.00%	1		11	N	None				
5658	CHALFONT	09/14/1936	Active	19	0	1	-5.00%	21	21	0	Y	2		07/2025		
6444	COLLEGEVILLE	03/02/1927	Active	30	0	0	0.00%	30		13	Y	3	N	03/2024		
Exc Award (06/30/2023)																
5663	DOYLESTOWN	05/01/1945	Active	13	0	1	-7.14%	15	21	3	Y		N	09/2025		
143157	East Penn Hill Lioness	10/09/2020	Active	18	3	5	-10.00%	19	8	0	Y		N	10/2025		
Exc Award (06/30/2023)																
137925	Feasterville-Trevose	05/13/2019	Active	32	1	1	0.00%	34	0	2	Y	3	N	11/2025		
6451	GREEN LANE MARLBORO	10/20/1948	Active	26	0	0	0.00%	26		4	Y		N	10/2024		
Exc Award (06/30/2018, 06/30/2019, 06/30/2023)																
6452	HARLEYSVILLE	01/25/1945	Active	39	0	0	0.00%	39		6	Y			06/2018		\$1,300.00
6453	HATBORO	05/12/1948	Active	23	1	1	0.00%	23	8	0	Y		R	05/2021		
6454	HATFIELD	02/09/1939	Active	7	1	3	-22.22%	9	31	2	Y	21	R	05/2025		
5667	HILLTOWN TOWNSHIP	12/05/1947	Active	10	0	0	0.00%	10		2	Y	11		01/2019		
5669	LANGHORNE	01/15/1932	Active	14	0	0	0.00%	15		5	Y		IP	11/2025		



## Club Health Assessment for District 14 A through November 2025

			Status	Membership						Reports				Finance	LCIF	
Club Number	Club Name	Charter Date	Times in Status Quo in Past 2 Years	Current Member Count **	YTD Members Added	YTD Members Dropped	YTD Net Growth***	Member Count 1 Year Ago	Dropped Members Avg.Length of Service	Months Since Membership Update	Current Officers Reported ****	Current President Repeated Term	VP Reported *****	Last Date Reported Service (mm/yyyy)	Account Balance	YTD Donations
6459	LANSDALE	06/29/1938	Active	22	0	0	0.00%	22		3	Y	5		11/2025		
5670	LANSDOWNE	03/17/1955	Active	5	0	0	0.00%	6		9	Y	5	R			
5675	MEDIA	10/24/1946	Active(1)	17	4	0	30.77%	14		2	Y	4	R	04/2019		\$300.00
5680	NEWTOWN	09/24/1969	Active	8	0	1	-11.11%	10	42	1	Y			10/2022		
5661	NORTHAMPTON TOWNSHIP	01/24/1958	Active	13	0	2	-13.33%	14	30	0	Y	2	R	10/2025		\$1,000.00
6467	ORELAND	04/10/1950	Active	19	0	2	-9.52%	26	20	0	Y		N	04/2019		
5682	PERKASIE	07/13/1938	Active	46	0	0	0.00%	45		9	Y		N	09/2025		
5693	PHIL NORTHEAST	08/10/1933	Active	50	0	0	0.00%	50		6	Y		N	02/2025		
Exc Award (06/30/2018, 06/30/2024)																
5700	PHIL SO PHIL	11/19/1935	Active	55	0	3	-5.17%	53	5	1	Y	2	R	03/2024		\$1,000.00
Exc Award (06/30/2018)																
50746	PHILA WILLS EYE HOSPITAL	06/26/1990	Active	12	0	0	0.00%	13		8	Y	8	N	01/2023		
154093	Philadelphia Chapel of the Four Chaplains	05/04/2023	Active	57	5	3	3.64%	56	6	0	Y		N	03/2024		
36302	PHILADELPHIA FILIPINO AMERICAN	12/05/1978	Active	12	2	6	-25.00%	19	18	0	N	3	R	11/2014	90+ Days	
40600	PHILADELPHIA LAW ENFORCEMENT	12/10/1981	Active	9	0	0	0.00%	9		19	N	17	R	05/2024		\$100.00
5690	PHILADELPHIA LINDLEY OLNEY	06/10/1942	Status Quo(1)	7	0	2	-22.22%	9	26	1	N	None		10/2020	90+ Days	
142205	Philadelphia Roxborough-Manayunk	07/16/2020	Status Quo(2)	54	1	0	1.89%	47		1	Y				90+ Days	
6478	POTTSTOWN-STOWE	09/02/1953	Active	15	3	1	15.38%	13	61	0	Y	11	R	07/2025		\$1,500.00
5706	QUAKERTOWN	09/20/1939	Active	21	3	0	16.67%	18		1	Y		N	10/2025	90+ Days	\$450.00
6473	ROYERSFORD	12/29/1937	Active	11	0	0	0.00%	12		11	Y	8	R	06/2019		
84618	Salus University	01/03/2005	Status Quo(1)	16	0	0	0.00%	15		1	Y	2	R	11/2014	90+ Days	
6476	SKIPPACK	08/03/1953	Active(3)	18	1	1	0.00%	19	51	1	Y		N	09/2022		
6477	SOUDERTON	02/16/1927	Active	11	1	0	10.00%	10		0	Y	8		11/2025		
5712	SOUTHAMPTON - WARMINSTER AREA	03/15/1961	Active(2)	16	0	0	0.00%	20		5	Y	11		05/2017		
5714	SPRINGFIELD	03/23/1948	Active	56	2	4	-3.45%	57	34	1	Y		N	10/2019		\$1,100.00
5715	SPRINGFIELD TOWNSHIP	02/18/1946	Active(1)	24	0	1	-4.00%	27	28	3	Y		N	03/2025		
Exc Award (06/30/2024)																



# Club Health Assessment for District 14 A through November 2025

INTERNATIONAL

			Membership							Reports				Finance		LCIF			
Club Number	Club Name	Charter Date	Status	Membership						Months Since Membership Update	Current Officers Reported ****	Current President Repeated Term	VP Reported *****	Last Date Reported Service (mm/yyyy)	Account Balance	YTD Donations			
				Times in Status Quo in Past 2 Years	Current Member Count **	YTD Members Added	YTD Members Dropped	YTD Net Growth% ***	Member Count 1 Year Ago								Dropped Members Avg.Length of Service		
5716	SWARTHMORE	05/09/1951	Active	17	1	0	6.25%	20		4	Y	8		10/2018	90+ Days				
5718	TRUMBAUERSVILLE	11/21/1946	Active	29	0	0	0.00%	25		7	Y	7	R	06/2019					
6468	UPPER PERKIOMEN VALLEY	09/29/1943	Active	24	0	1	-4.00%	29	7	1	Y	3		09/2023					
Exc Award (06/30/2018)																			
5721	WARRINGTON TWSP	10/20/1941	Active	31	1	0	3.33%	29		2	Y	5	N	04/2025					
31998	WESTERN DELAWARE VALLEY L C	04/07/1976	Active	59	4	0	7.27%	50		0	Y	2	R	06/2018					
6485	WHITEMARSH	01/30/1950	Active	12	0	0	0.00%	12		7	Y	2		07/2022					
6487	WILLOW GROVE	02/09/1950	Active	15	0	0	0.00%	15		9	Y		IP	06/2025					
121760	Yardley-Makefield	04/01/2014	Active	28	0	4	-12.50%	31	7	0	Y	2	R	06/2019					
Current Total Clubs Count	YTD New Clubs Count	YTD Cancelled Clubs Count	YTD Net Club Gain	Current Total Members Count	YTD Add	YTD Drop	YTD Net Growth %	Member Count 12 Months Ago	Average Member Count Per Club	% of Clubs with less than 20 members	% No Officer Report in 12 Months	% of Clubs with balance 90+ days	Number of Clubs in Status Quo	% Status Quo Clubs in Financial Suspension	Number of Cancelled Clubs	Average Cancelled Club Age	Members Lost Due to Cancellation	% of Clubs Cancelled for Non-Financial Reasons	
54	2	0	2	1,300	79	46	33	2.60%	1,250	24	50%	4%	13%	3	100%	0	0	0	0%

\* - P - Priority Club. Cancellation Reasons: 1-Objectives/conduct, 2-Non-active club, 5-Non-existing club, 6-Disbanding, 7-Merger, 8-Financial Suspension, 9-District/Multiple District Dues.

\*\* Red denotes below 15 active members.

\*\*\* Red denotes 20% + loss.

\*\*\*\* Y - all 3 (President, Secretary, Treasurer) club officers reported, N - not all 3 reported.

\*\*\*\*\* Abbreviation: N-New, IP-Immediate Past, R-Repeat.



# Club Health Assessment for District 14 B through November 2025

			Status	Membership						Reports				Finance	LCIF	
Club Number	Club Name	Charter Date	Times in Status Quo in Past 2 Years	Current Member Count **	YTD Members Added	YTD Members Dropped	YTD Net Growth% ***	Member Count 1 Year Ago	Dropped Members Avg.Length of Service	Months Since Membership Update	Current Officers Reported ****	Current President Repeated Term	VP Reported *****	Last Date Reported Service (mm/yyyy)	Account Balance	YTD Donations
Clubs more than two years old																
5725	BETHEL PARK	12/09/1942	Active	63	2	0	3.28%	63		0	Y		N	10/2025		
Exc Award (06/30/2023)																
38566	BLMF LAWRENCEVLE AREA L C	06/03/1980	Cancelled(8*)	0	0	13	-100.00%	14	17	1	N	None		07/2023	90+ Days	
129297	Bridgeville Greater Area	11/11/2016	Active	9	0	4	-30.77%	13	20	0	Y	2	N	10/2025		
5731	CENTRAL ELIZABETH TOWNSHIP	03/01/1962	Active	11	0	0	0.00%	11		2	N			06/2022	90+ Days	
5732	CHESWICK SPRINGDALE	02/10/1945	Active	13	0	2	-13.33%	15	45	0	Y	9		11/2025		
5733	CLAIRTON	04/18/1922	Active	27	0	12	-30.77%	40	21	0	Y		N	11/2025		
5736	ELFINWILD	12/14/1949	Active	27	0	0	0.00%	17		4	Y	3	N	11/2025		\$1,000.00
5751	MCKEESPORT	02/27/1922	Active	33	1	1	0.00%	30	8	0	Y		R	11/2025		\$100.00
Exc Award (06/30/2022)																
111378	MON RIVER FLEET	06/17/2011	Active	25	1	0	4.17%	27		2	Y		N	10/2025		\$400.00
5753	MONROEVILLE	10/02/1952	Active	25	0	0	0.00%	26		5	Y		N	11/2025		
5754	MT. LEBANON	03/06/1929	Active	24	0	0	0.00%	29		6	Y	2	R	03/2025		\$1,000.00
5757	OAKMONT	04/05/1940	Active	42	1	0	2.44%	39		0	Y		N	11/2025		\$300.00
37032	PITCAIRN	05/09/1979	Active	16	3	0	23.08%	11		1	Y	5	N	10/2025		
52968	PITTSBURG SHADYSIDE-SQUIR HILL	04/27/1992	Active	10	0	0	0.00%	10		5	Y	15		12/2023		
5760	PITTSBURGH	11/27/1920	Active	12	6	0	100.00%	5		0	N			11/2023		
46273	PITTSBURGH BRENTWOOD	06/12/1986	Active	12	0	0	0.00%	12		2	Y	2	N	11/2025		
56175	PITTSBURGH DEAF BLIND	10/24/1994	Active	11	0	0	0.00%	13		5	Y	4		10/2025		\$100.00
5765	PITTSBURGH GRANDVIEW	12/08/1948	Active	14	0	0	0.00%	14		16	Y		N	05/2025		
45401	PITTSBURGH HILLTOP	10/07/1985	Active	16	0	0	0.00%	16		2	N	5		02/2024		
5773	PLEASANT HILLS	12/18/1940	Active	22	1	0	4.76%	23		4	Y	2	N	11/2025		
5775	ROBINSON	10/10/1955	Active	20	3	3	0.00%	21	5	1	Y	3	N	09/2025		
5748	SOUTH PARK L C	05/18/1960	Active	28	3	0	12.00%	24		1	N		N	09/2025		
5752	STO-KEN-ROX	06/23/1937	Active	12	0	0	0.00%	12		0	Y	13	R	08/2025		
5777	TARENTUM AREA	03/23/1939	Active	22	1	0	4.76%	22		4	Y	4	R	10/2025		\$500.00



## Club Health Assessment for District 14 B through November 2025

INTERNATIONAL

Club Number	Club Name	Charter Date	Status	Membership						Reports				Finance	LCIF	
			Times in Status Quo in Past 2 Years	Current Member Count **	YTD Members Added	YTD Members Dropped	YTD Net Growth% ***	Member Count 1 Year Ago	Dropped Members Avg.Length of Service	Months Since Membership Update	Current Officers Reported ****	Current President Repeated Term	VP Reported *****	Last Date Reported Service (mm/yyyy)	Account Balance	YTD Donations
5782	WEST MIFFLIN	09/14/1953	Active	30	0	0	0.00%	29		7	Y	4	R	09/2025		
5785	WHITE OAK	03/20/1950	Active	30	0	0	0.00%	30		17	Y		IP	11/2025		
5784	WHITEHALL COMMUNITY	03/11/1949	Active	18	0	2	-10.00%	20	36	0	Y	3	R	11/2025		\$125.00

Clubs Cancelled Previous Fiscal Year – Clubs Cancelled within last 12 months may be reinstated

Club Number	Club Name	Charter Date	Current Status*	Cancellation Date
5744	HOMESTEAD DISTRICT	10/30/1947	Cancelled(6*)	12/30/2024
5750	NORTHERN ALLEGHENY	03/21/1950	Cancelled(6*)	06/29/2025
5767	PITTSBURGH NORTH SIDE	05/27/1935	Cancelled(8*)	12/30/2024

Current Total Clubs Count	YTD New Clubs Count	YTD Cancelled Clubs Count	YTD Net Club Gain	Current Total Members Count	YTD Add	YTD Drop	YTD Net Growth	YTD Net Growth %	Member Count 12 Months Ago	Average Member Count Per Club	% of Clubs with less than 20 members	% No Officer Report in 12 Months	% of Clubs with balance 90+ days	Number of Clubs in Status Quo	% Status Quo Clubs in Financial Suspension	Number of Cancelled Clubs	Average Cancelled Club Age	Members Lost Due to Cancellation	% of Clubs Cancelled for Non-Financial Reasons
26	0	1	-1	572	22	37	-15	-2.56%	586	22	46%	0%	4%	0	0%	1	287	13	-100%

\* - P - Priority Club. Cancellation Reasons: 1-Objectives/conduct, 2-Non-active club, 5-Non-existing club, 6-Disbanding, 7-Merger, 8-Financial Suspension, 9-District/Multiple District Dues.

\*\* Red denotes below 15 active members.

\*\*\* Red denotes 20% + loss.

\*\*\*\* Y - all 3 (President, Secretary, Treasurer) club officers reported, N - not all 3 reported.

\*\*\*\*\* Abbreviation: N-New, IP-Immediate Past, R-Repeat.



# Club Health Assessment for District 14 C through November 2025

			Status	Membership						Reports				Finance	LCIF	
Club Number	Club Name	Charter Date	Times in Status Quo in Past 2 Years	Current Member Count **	YTD Members Added	YTD Members Dropped	YTD Net Growth% ***	Member Count 1 Year Ago	Dropped Members Avg.Length of Service	Months Since Membership Update	Current Officers Reported ****	Current President Repeated Term	VP Reported *****	Last Date Reported Service (mm/yyyy)	Account Balance	YTD Donations
Clubs more than two years old																
5789	ARENDSVILLE	06/13/1973	Active	26	0	0	0.00%	27		0	Y			11/2025		\$625.00
	Exc Award (06/30/2023, 06/30/2025)															
5791	BOILING SPRINGS	05/23/1947	Active	44	5	2	7.32%	31	3	0	Y		N	11/2025		\$1,100.00
	Exc Award (06/30/2022, 06/30/2024)															
5792	BROGUE COMMUNITY	03/05/1959	Active	16	0	1	-5.88%	19	2	0	Y			10/2025		\$518.00
	Exc Award (06/30/2023, 06/30/2024)															
5793	CAMP HILL	11/24/1952	Active	33	1	1	0.00%	33	3	1	Y		N	10/2025		
	Exc Award (06/30/2023)															
5794	CARLISLE	02/16/1933	Active	25	4	0	19.05%	19		2	Y		N	10/2025		
	Exc Award (06/30/2021, 06/30/2022, 06/30/2023)															
5795	CASHTOWN COMMUNITY	12/08/1959	Status Quo(1)	15	2	0	15.38%	16		1	Y	11		08/2024	90+ Days	
5796	DALLASTOWN	11/17/1933	Active	19	1	2	-5.00%	21	8	0	Y		N	10/2025		\$450.00
	Exc Award (06/30/2018)															
5797	DILLSBURG	11/05/1931	Active	40	0	0	0.00%	40		6	Y		N	09/2025		
	Exc Award (06/30/2023)															
5798	DOVER	05/08/1939	Active	37	0	1	-2.63%	40	54	0	Y	2	R	10/2025		
	Exc Award (06/30/2023)															
5799	EAST BERLIN	08/27/1957	Active	19	0	1	-5.00%	21	53	1	Y	2		01/2025		
5807	EAST PENNSBORO	02/26/1946	Status Quo(1)	10	0	0	0.00%	11		10	N	6		02/2023	90+ Days	
5800	EAST PROSPECT	04/23/1952	Active	14	0	0	0.00%	15		3	Y	2	R	11/2025		\$300.00
	Exc Award (06/30/2023)															
5802	FAIRFIELD	06/25/1945	Active	22	2	1	4.76%	21	1	1	N	4	R	11/2025		
	Exc Award (06/30/2025)															
5804	GETTYSBURG	01/23/1924	Active	8	0	0	0.00%	9		5	Y			05/2025		
5809	HANOVER	08/12/1932	Active	46	2	2	0.00%	32	1	0	Y		N	11/2025		
	Exc Award (06/30/2023, 06/30/2025)															
46395	HANOVER WEST MANHEIM TOWNSHIP	06/30/1986	Active	7	0	1	-12.50%	10	4	0	Y	2		11/2025		\$1,000.00
5811	JACKSONVILLE	11/16/1960	Active	14	0	0	0.00%	14		2	Y		N	11/2025		
	Exc Award (06/30/2018, 06/30/2022)															



## Club Health Assessment for District 14 C through November 2025

			Status	Membership						Reports				Finance	LCIF	
Club Number	Club Name	Charter Date	Times in Status Quo in Past 2 Years	Current Member Count **	YTD Members Added	YTD Members Dropped	YTD Net Growth% ***	Member Count 1 Year Ago	Dropped Members Avg.Length of Service	Months Since Membership Update	Current Officers Reported ****	Current President Repeated Term	VP Reported *****	Last Date Reported Service (mm/yyyy)	Account Balance	YTD Donations
5812	JACOBUS	02/28/1952	Active	51	1	2	-1.92%	45	8	0	Y	2		11/2025	90+ Days	\$150.00
Exc Award (06/30/2022)																
146517	Jacobus Area Lioness	06/09/2021	Active	44	0	1	-2.22%	43	4	3	Y		N	10/2025		
Exc Award (06/30/2022, 06/30/2024)																
5813	JEFFERSON COMMUNITY L C	02/11/1965	Active	19	0	1	-5.00%	21	51	1	N			08/2024		\$1,132.00
5814	KREUTZ CREEK VALLEY	04/24/1942	Active	10	0	0	0.00%	13		8	Y			07/2024		
Exc Award (06/30/2023)																
5817	LITTLESTOWN	09/28/1939	Active	8	0	0	0.00%	9		7	Y	17		11/2025		
5820	MASON + DIXON	10/16/1930	Active	21	9	0	75.00%	13		0	Y	2		07/2025		
5821	MECHANICSBURG	10/05/1949	Active	95	9	0	10.47%	85		0	Y		N	11/2025		\$200.00
Exc Award (06/30/2018, 06/30/2021, 06/30/2022, 06/30/2023, 06/30/2024)																
5822	MOUNT HOLLY SPRINGS	03/19/1946	Active	20	0	1	-4.76%	21	1	3	Y		R	06/2025		
150825	New Cumberland Area	05/19/2022	Active	12	1	0	9.09%	11		1	Y		R	12/2024		
5825	NEW FREEDOM	09/28/1933	Active	44	0	3	-6.38%	45	1	1	Y		N	11/2025	\$2,058.00	
Exc Award (06/30/2018, 06/30/2020, 06/30/2022, 06/30/2023, 06/30/2024, 06/30/2025)																
5827	NEWVILLE	05/09/1947	Active	27	1	3	-6.90%	30	21	0	Y	2	R	11/2024		
Exc Award (06/30/2018)																
5829	PINCHOT PARK	10/14/1959	Active	10	0	0	0.00%	15		5	Y	2	R	06/2025		
Exc Award (06/30/2023)																
5830	PLAINFIELD	01/05/1959	Active	17	1	1	0.00%	20	43	1	Y		N	11/2025	\$200.00	
Exc Award (06/30/2023, 06/30/2024)																
5831	RED LION	01/02/1924	Active	22	1	2	-4.35%	26	12	0	Y		N	11/2025		
Exc Award (06/30/2024)																
5833	SHILOH	12/12/1951	Active	41	0	1	-2.38%	40	48	2	Y	3	N	07/2025	\$300.00	
5834	SHIPPENSBURG	10/18/1932	Active	33	2	2	0.00%	36	4	0	Y		N	11/2025	\$500.00	
Exc Award (06/30/2023)																
132697	Shrewsbury Area Centennial	10/04/2017	Active	23	1	1	0.00%	22	3	1	Y		N	11/2025		
Exc Award (06/30/2021, 06/30/2022)																
5838	SPRING GROVE	01/13/1933	Active	28	0	2	-6.67%	27	35	0	Y		N	10/2025		
5839	STEWARTSTOWN	12/16/1932	Active	45	0	4	-8.16%	45	9	2	Y		N	07/2025	\$150.00	



## Club Health Assessment for District 14 C through November 2025

			Status	Membership						Reports				Finance	LCIF	
Club Number	Club Name	Charter Date	Times in Status Quo in Past 2 Years	Current Member Count **	YTD Members Added	YTD Members Dropped	YTD Net Growth% ***	Member Count 1 Year Ago	Dropped Members Avg.Length of Service	Months Since Membership Update	Current Officers Reported ****	Current President Repeated Term	VP Reported *****	Last Date Reported Service (mm/yyyy)	Account Balance	YTD Donations
Exc Award (06/30/2018, 06/30/2022, 06/30/2023)																
5840	SUSQUEHANNA	10/12/1933	Active	57	0	1	-1.72%	58	2	0	Y		N	10/2025		
Exc Award (06/30/2023)																
5841	UPPER ADAMS COUNTY	03/23/1939	Active	30	2	1	3.45%	32	0	2	Y		N	12/2024		
Exc Award (06/30/2024)																
5845	WEST SHORE	05/28/1941	Active	14	0	0	0.00%	14		13	Y	5		10/2024		
5846	WINDSOR	01/25/1954	Active	21	1	0	5.00%	19		0	Y		N	11/2025		\$500.00
Exc Award (06/30/2018, 06/30/2019, 06/30/2022)																
33520	YORK NEW SALEM	03/16/1977	Active	8	0	7	-46.67%	15	21	0	N	None		10/2024		
Exc Award (06/30/2023)																
5852	YORK SPRINGS	03/01/1939	Active	48	0	0	0.00%	43		1	Y		N	11/2025		\$50.00
108038	YORK WHITE ROSE	04/08/2010	Active	22	0	2	-8.33%	21	0	3	Y		N	01/2025		
Exc Award (06/30/2017, 06/30/2022, 06/30/2023, 06/30/2024)																

Clubs Cancelled Previous Fiscal Year – Clubs Cancelled within last 12 months may be reinstated

Club Number	Club Name	Charter Date	Current Status*	Cancellation Date
5826	NEW OXFORD	03/16/1939	Cancelled(6*)	01/29/2025

Current Total Clubs Count	YTD New Clubs Count	YTD Cancelled Clubs Count	YTD Net Club Gain	Current Total Members Count	YTD Add	YTD Drop	YTD Net Growth	YTD Net Growth %	Member Count 12 Months Ago	Average Member Count Per Club	% of Clubs with less than 20 members	% No Officer Report in 12 Months	% of Clubs with balance 90+ days	Number of Clubs in Status Quo	% Status Quo Clubs in Financial Suspension	Number of Cancelled Clubs	Average Cancelled Club Age	Members Lost Due to Cancellation	% of Clubs Cancelled for Non-Financial Reasons
43	0	0	0	1,165	46	47	-1	-0.09%	1,148	27	40%	0%	7%	2	100%	0	0	0	0%

\* - P - Priority Club. Cancellation Reasons: 1-Objectives/conduct, 2-Non-active club, 5-Non-existing club, 6-Disbanding, 7-Merger, 8-Financial Suspension, 9-District/Multiple District Dues.

\*\* Red denotes below 15 active members.

\*\*\* Red denotes 20% + loss.

\*\*\*\* Y - all 3 (President, Secretary, Treasurer) club officers reported, N - not all 3 reported.

\*\*\*\*\* Abbreviation: N-New, IP-Immediate Past, R-Repeat.





# Club Health Assessment for District 14 D through November 2025

			Status	Membership						Reports				Finance		LCIF	
Club Number	Club Name	Charter Date	Times in Status Quo in Past 2 Years	Current Member Count **	YTD Members Added	YTD Members Dropped	YTD Net Growth% ***	Member Count 1 Year Ago	Dropped Members Avg.Length of Service	Months Since Membership Update	Current Officers Reported ****	Current President Repeated Term	VP Reported *****	Last Date Reported Service (mm/yyyy)	Account Balance	YTD Donations	
Clubs less than two years old																	
190916	Lancaster-Lebanon Disaster Relief	10/30/2025	Newly Chartered	25	25	0	100.00%	0		0	Y			11/2025			
180687	Warwick Area	02/02/2025	Active	23	0	2	-8.00%	0	1	1	Y	2		11/2025		\$70.00	
Clubs more than two years old																	
5856	AKRON	12/02/1938	Active	37	2	6	-9.76%	39	30	0	Y		N	09/2025	90+ Days		
5857	BAREVILLE LEOLA LEACO	03/14/1927	Active	25	1	2	-3.85%	27	16	1	Y	2	R	11/2024			
5858	BARON STIEGEL	06/01/1943	Active	28	1	1	0.00%	27	2	0	Y		N	11/2025		\$25.00	
5862	CHRISTIANA	10/30/1941	Active	27	0	0	0.00%	27		15	Y	2	R	09/2025			
5864	COLUMBIA	04/15/1947	Active	56	1	0	1.82%	53		3	Y	4	N	11/2025			
38029	CONOY L C	02/04/1980	Active	39	3	1	5.41%	36	19	0	Y		N	11/2025			
5866	DENVER	08/27/1926	Active	30	0	1	-3.23%	30	43	1	Y		N	11/2025		\$400.00	
Exc Award (06/30/2023)																	
5867	EAST COCALICO	01/09/1944	Active	65	0	3	-4.41%	64	25	1	Y		N	11/2025		\$70.00	
Exc Award (06/30/2018, 06/30/2021)																	
5869	EAST PETERSBURG - LANDISVILLE	04/02/1957	Active	40	3	1	5.26%	32	20	0	Y		IP	11/2025	\$390.00		
Exc Award (06/30/2024)																	
5870	ELIZABETHTOWN	01/14/1941	Active	35	1	2	-2.78%	37	11	1	Y		IP	10/2025			
5871	EPHRATA	02/13/1925	Active	47	1	3	-4.08%	52	14	0	Y		N	10/2025			
Exc Award (06/30/2025)																	
5872	FREDERICKSBURG	04/24/1944	Active	8	0	0	0.00%	10		5	Y	11	R	04/2025			
135234	Gap Town Clock Centennial	06/19/2018	Active	6	0	5	-45.45%	11	7	0	N	None		05/2024			
5873	GARDEN SPOT L C	06/06/1972	Active	14	0	1	-6.67%	12	3	2	Y	6	R	11/2025			
141414	Heidelberg Lioness	04/13/2020	Active	13	0	0	0.00%	14		6	Y		N	11/2025			
5875	INTERCOURSE	02/28/1973	Active	15	0	0	0.00%	16		5	Y	2		04/2025			
5876	JONESTOWN	11/04/1942	Active	9	0	1	-10.00%	10	1	3	Y	4	R	10/2025			
5877	LAFAYETTE	03/12/1947	Active	8	0	0	0.00%	6		5	Y	3		10/2025		\$20.00	
5878	LANCASTER	03/01/1923	Active	21	16	28	-36.36%	34	9	1	Y	2	R	10/2025	90+ Days		
Exc Award (06/30/2023)																	



## Club Health Assessment for District 14 D through November 2025

			Status	Membership						Reports				Finance	LCIF	
Club Number	Club Name	Charter Date	Times in Status Quo in Past 2 Years	Current Member Count **	YTD Members Added	YTD Members Dropped	YTD Net Growth% ***	Member Count 1 Year Ago	Dropped Members Avg.Length of Service	Months Since Membership Update	Current Officers Reported ****	Current President Repeated Term	VP Reported *****	Last Date Reported Service (mm/yyyy)	Account Balance	YTD Donations
149726	Lancaster Historic	02/14/2022	Active	15	0	0	0.00%	15		20	N	None		09/2025		
5880	LEBANON	05/27/1924	Active	55	1	0	1.85%	48		4	Y		R	10/2025		
5881	LITITZ	01/16/1941	Active	46	4	5	-2.13%	53	9	0	Y			10/2025		
5882	MANHEIM	11/04/1925	Active	26	0	0	0.00%	28		5	Y		N	08/2025		
5883	MANHEIM TOWNSHIP	04/01/1957	Active	16	0	0	0.00%	16		6	Y		N	11/2025		
5885	MARIETTA	03/14/1932	Active	19	1	0	5.56%	16		3	Y		N	10/2025		
5886	MILLERSVILLE	03/16/1932	Active	65	3	2	1.56%	84	7	0	Y	2	N	10/2025		
Exc Award (06/30/2022, 06/30/2023, 06/30/2024)																
139591	Millersville Lioness	08/13/2019	Active	22	1	0	4.76%	23		2	Y		N	11/2025		
5887	MOUNT JOY	04/03/1945	Active	27	1	6	-15.63%	32	12	3	Y		N	08/2025		
Exc Award (06/30/2022, 06/30/2023)															90+ Days	\$480.00
5888	MOUNTVILLE	04/15/1947	Active	36	1	0	2.86%	37		4	Y		N	11/2025		
Exc Award (06/30/2017, 06/30/2018, 06/30/2023)																
5889	MYERSTOWN	10/30/1950	Active	16	0	0	0.00%	17		11	Y			12/2024		
5890	NEW HOLLAND	05/26/1925	Active	18	0	0	0.00%	18		0	Y		IP	09/2025		
5894	PALMYRA AREA	01/12/1938	Active	18	2	0	12.50%	17		2	Y		R	10/2025		
Exc Award (06/30/2021)																
5895	PARADISE TOWNSHIP	02/27/1928	Active	23	0	0	0.00%	24		3	Y			07/2025		
5896	QUARRYVILLE	09/09/1926	Active	41	0	0	0.00%	38		4	Y		N	10/2025		
37920	SCHOENECK AREA L C	01/24/1980	Active	5	0	0	0.00%	5		5	Y		IP	02/2025		
5901	SOUTH LEBANON	03/20/1950	Active	11	1	2	-8.33%	12	41	4	Y			07/2025	\$600.00	
5902	STRASBURG	03/22/1932	Active	42	0	0	0.00%	43		4	Y		N	10/2025		
5905	WAKEFIELD	04/28/1972	Active	56	0	3	-5.08%	67	45	0	Y		N	01/2025		
5908	WEST EARL	05/26/1939	Active	30	0	0	0.00%	29		5	Y	2	R	11/2025		
5911	WILLOW STREET	11/25/1946	Active	20	1	1	0.00%	29	0	2	Y			11/2025		
Exc Award (06/30/2022)																
122260	Wilshire Hills	05/19/2014	Active	7	1	0	16.67%	9		2	Y	5		01/2024		
Exc Award (06/30/2018)																



## Club Health Assessment for District 14 D through November 2025

INTERNATIONAL

						Status		Membership					Reports				Finance		LCIF
						Times in Status Quo in Past 2 Years		Current Member Count **	YTD Members Added	YTD Members Dropped	YTD Net Growth***	Member Count 1 Year Ago	Dropped Members Avg.Length of Service	Months Since Membership Update	Current Officers Reported ****	Current President Repeated Term	VP Reported *****	Last Date Reported Service (mm/yyyy)	Account Balance
Club Number	Club Name		Charter Date																
Current Total Clubs Count	YTD New Clubs Count	YTD Cancelled Clubs Count	YTD Net Club Gain	Current Total Members Count	YTD Add	YTD Drop	YTD Net Growth	YTD Net Growth %	Member Count 12 Months Ago	Average Member Count Per Club	% of Clubs with less than 20 members	% No Officer Report in 12 Months	% of Clubs with balance 90+ days	Number of Clubs in Status Quo	% Status Quo Clubs in Financial Suspension	Number of Cancelled Clubs	Average Cancelled Club Age	Members Lost Due to Cancellation	% of Clubs Cancelled for Non-Financial Reasons
43	1	0	1	1,185	71	76	-5	-0.42%	1,197	28	37%	2%	7%	0	0%	0	0	0	0%

\* - P - Priority Club. Cancellation Reasons: 1-Objectives/conduct, 2-Non-active club, 5-Non-existing club, 6-Disbanding, 7-Merger, 8-Financial Suspension, 9-District/Multiple District Dues.

\*\* Red denotes below 15 active members.

\*\*\* Red denotes 20% + loss.

\*\*\*\* Y - all 3 (President, Secretary, Treasurer) club officers reported, N - not all 3 reported.

\*\*\*\*\* Abbreviation: N-New, IP-Immediate Past, R-Repeat.



# Club Health Assessment for District 14 E through November 2025

			Status	Membership					Reports				Finance		LCIF	
Club Number	Club Name	Charter Date	Times in Status Quo in Past 2 Years	Current Member Count **	YTD Members Added	YTD Members Dropped	YTD Net Growth% ***	Member Count 1 Year Ago	Dropped Members Avg.Length of Service	Months Since Membership Update	Current Officers Reported ****	Current President Repeated Term	VP Reported *****	Last Date Reported Service (mm/yyyy)	Account Balance	YTD Donations
Clubs more than two years old																
5912	ALLEGHENY TOWNSHIP	10/21/1952	Active	10	0	0	0.00%	10		9	Y	2	N	11/2025		\$1,000.00
5913	ARNOLD	01/30/1942	Active	11	0	0	0.00%	11		3	Y	3		05/2015		
5916	BUSHY RUN	01/21/1948	Active	35	0	0	0.00%	35		5	Y		N	05/2022		\$50.00
5917	CHESTNUT RIDGE	05/14/1953	Active	20	0	0	0.00%	25		7	Y	3	N	03/2024		
Exc Award (06/30/2020, 06/30/2021)																
5918	DELMONT	10/09/1944	Active	38	2	0	5.56%	38		0	Y		N	11/2025		\$250.00
Exc Award (06/30/2021, 06/30/2024)																
5922	GREENSBURG EAST	08/12/1935	Active	13	0	0	0.00%	12		7	Y	2		03/2025		
	HEMPFIELD															
5926	JEANNETTE	06/05/1940	Active(1)	6	0	0	0.00%	6		11	Y	11		04/2018		
5927	LATROBE-DERRY	11/20/1940	Active	28	3	1	7.69%	28	14	0	Y	2	R	09/2023		
Exc Award (06/30/2023)																
5928	LEVEL GREEN	12/27/1948	Active	36	0	4	-10.00%	36	3	0	Y	2	N	10/2025		
5931	LOWER BURRELL CITY	06/01/1950	Active	22	0	4	-15.38%	26	5	4	Y	9	R	11/2024		\$1,000.00
5933	MANOR	04/08/1948	Active	18	0	0	0.00%	18		10	Y	2		05/2025		\$50.00
Exc Award (06/30/2023)																
5934	MONESSEN	05/06/1948	Active	37	0	1	-2.63%	40	30	3	Y	2	R	03/2018		
Exc Award (06/30/2022)																
5935	MOUNT PLEASANT TOWNSHIP	01/19/1948	Active	41	0	0	0.00%	44		5	Y	6	R	12/2022		
5921	MURRYSVILLE	10/25/1951	Active	16	0	0	0.00%	18		5	Y	2	R	08/2025		
5936	NEW ALEXANDRIA	05/13/1959	Active	48	0	0	0.00%	48		6	Y	2	R	12/2024		
Exc Award (06/30/2021, 06/30/2023)																
5937	NEW FLORENCE	06/07/1950	Active	22	1	1	0.00%	22	2	2	Y		R	11/2025		
Exc Award (06/30/2020)																
5938	NEW KENSINGTON	03/08/1939	Active	11	0	0	0.00%	13		5	Y	9		11/2025		
5939	NORWIN	04/28/1955	Active	37	2	3	-2.63%	32	13	0	Y	4	R	11/2025		\$100.00
5940	ROSTRAVER TWSP	04/23/1953	Active	47	1	0	2.17%	45		3	Y	2	R	10/2025		\$896.00
Exc Award (06/30/2022)																
5923	SEWICKLEY AREA L C	02/19/1946	Active	4	0	0	0.00%	9		0	Y	5		08/2025		



## Club Health Assessment for District 14 E through November 2025

			Status	Membership						Reports				Finance	LCIF	
Club Number	Club Name	Charter Date	Times in Status Quo in Past 2 Years	Current Member Count **	YTD Members Added	YTD Members Dropped	YTD Net Growth% ***	Member Count 1 Year Ago	Dropped Members Avg.Length of Service	Months Since Membership Update	Current Officers Reported ****	Current President Repeated Term	VP Reported *****	Last Date Reported Service (mm/yyyy)	Account Balance	YTD Donations
61240	SLICKVILLE	11/13/1998	Active	40	0	0	0.00%	41		0	Y		N	11/2025		
	Exc Award (06/30/2016)															
5946	TRAFFORD	06/05/1945	Active(2)	6	0	0	0.00%	6		25	N	6		03/2020		
5948	VANDERGRIFT	05/22/1940	Active	19	0	1	-5.00%	23	32	0	Y		N	05/2025		
65280	WASHINGTON BELL	04/29/2002	Active	10	0	1	-9.09%	11	23	1	Y	11	N			
5949	WEST NEWTON	04/13/1945	Active	18	1	5	-18.18%	23	6	3	Y	14	R	10/2024		\$50.00
5950	YOUNGWOOD	07/16/1940	Active	36	0	0	0.00%	36		5	Y	5	N	10/2025		\$500.00
	Exc Award (06/30/2022, 06/30/2023)															
5951	YUKON	09/10/1945	Active	25	0	0	0.00%	25		1	N	6		06/2023		

Clubs Cancelled Previous Fiscal Year – Clubs Cancelled within last 12 months may be reinstated

Club Number	Club Name	Charter Date	Current Status*	Cancellation Date
129392	Scottdale Centennial	11/22/2016	Cancelled(6*)	06/29/2025

Current Total Clubs Count	YTD New Clubs Count	YTD Cancelled Clubs Count	YTD Net Club Gain	Current Total Members Count	YTD Add	YTD Drop	YTD Net Growth	YTD Net Growth %	Member Count 12 Months Ago	Average Member Count Per Club	% of Clubs with less than 20 members	% No Officer Report in 12 Months	% of Clubs with balance 90+ days	Number of Clubs in Status Quo	% Status Quo Clubs in Financial Suspension	Number of Cancelled Clubs	Average Cancelled Club Age	Members Lost Due to Cancellation	% of Clubs Cancelled for Non-Financial Reasons
27	0	0	0	654	10	21	-11	-1.65%	681	24	44%	0%	0%	0	0%	0	0	0	0%

\* - P - Priority Club. Cancellation Reasons: 1-Objectives/conduct, 2-Non-active club, 5-Non-existing club, 6-Disbanding, 7-Merger, 8-Financial Suspension, 9-District/Multiple District Dues.

\*\* Red denotes below 15 active members.

\*\*\* Red denotes 20% + loss.

\*\*\*\* Y - all 3 (President, Secretary, Treasurer) club officers reported, N - not all 3 reported.

\*\*\*\*\* Abbreviation: N-New, IP-Immediate Past, R-Repeat.



# Club Health Assessment for District 14 F through November 2025

			Status	Membership						Reports				Finance		LCIF
Club Number	Club Name	Charter Date	Times in Status Quo in Past 2 Years	Current Member Count **	YTD Members Added	YTD Members Dropped	YTD Net Growth% ***	Member Count 1 Year Ago	Dropped Members Avg.Length of Service	Months Since Membership Update	Current Officers Reported ****	Current President Repeated Term	VP Reported *****	Last Date Reported Service (mm/yyyy)	Account Balance	YTD Donations
Clubs more than two years old																
5952	ALBION AREA	05/27/1947	Active	26	1	0	4.00%	26		4	Y	2		06/2025	90+ Days	\$1,000.00
5993	BRADFORD AREA	10/08/1952	Active	30	3	1	7.14%	31	2	2	Y		N	03/2025		
141293	Bradford Community Pride	04/07/2020	Active	30	0	0	0.00%	34		5	Y	3	N	09/2024		
Exc Award (06/30/2021, 06/30/2022, 06/30/2023)																
48416	CENTERVILLE	04/18/1988	Active	31	0	0	0.00%	31		13	Y		N	02/2025		
Exc Award (06/30/2024)																
5954	CLINTONVILLE	10/20/1955	Active	28	0	0	0.00%	29		9	Y	5		05/2025		
5956	COMMODORE PERRY	10/04/1955	Active	37	0	3	-7.50%	44	4	2	Y	2		05/2025		\$100.00
42273	CONNEAUT LAKE	02/28/1983	Active	21	0	0	0.00%	21		18	Y	2		12/2024		
Exc Award (06/30/2016)																
35535	CRANBERRY AREA L C	05/08/1978	Active	25	0	1	-3.85%	25	1	3	Y			12/2024		\$200.00
5958	ERIE	05/19/1922	Active	32	0	1	-3.03%	32	62	0	Y	5		09/2025		
5962	FARRELL	04/09/1929	Active	16	0	0	0.00%	16		5	Y	8		06/2025		
5964	FREDONIA	06/02/1948	Active	42	0	0	0.00%	44		6	Y		N	11/2024		
Exc Award (06/30/2018, 06/30/2023)																
5959	GREENE TOWNSHIP L C	06/04/1952	Status Quo(1)	22	2	4	-8.33%	25	36	2	N	None		12/2024	90+ Days	
Exc Award (06/30/2023)																
5965	GREENVILLE	11/25/1927	Active	55	2	2	0.00%	57	37	0	Y		R	06/2025		
107865	HERMITAGE	03/25/2010	Active	16	1	2	-5.88%	20	15	1	Y	4	R	08/2024		\$100.00
5967	JAMESTOWN	05/11/1948	Active	52	0	3	-5.45%	47	30	1	Y		N	11/2025		\$500.00
Exc Award (06/30/2024)																
5968	KANE	06/15/1954	Active	42	2	2	0.00%	43	9	1	Y	2	N	10/2025	90+ Days	
Exc Award (06/30/2024)																
5970	LAWRENCE PARK EAST LAKE SHORE	05/26/1947	Active	5	0	0	0.00%	5		18	Y	6		06/2025		
Exc Award (06/30/2018)																
5971	MEADVILLE	03/25/1924	Active	49	4	0	8.89%	52		1	Y		N	11/2025	90+ Days	
Exc Award (06/30/2016, 06/30/2017, 06/30/2018, 06/30/2023, 06/30/2024)																
125245	North East	06/24/2015	Active	24	1	0	4.35%	21		2	Y	2	R	11/2025		



# Club Health Assessment for District 14 F through November 2025

			Status	Membership					Reports				Finance	LCIF		
Club Number	Club Name	Charter Date	Times in Status Quo in Past 2 Years	Current Member Count **	YTD Members Added	YTD Members Dropped	YTD Net Growth% ***	Member Count 1 Year Ago	Dropped Members Avg.Length of Service	Months Since Membership Update	Current Officers Reported ****	Current President Repeated Term	VP Reported *****	Last Date Reported Service (mm/yyyy)	Account Balance	YTD Donations
Exc Award (06/30/2023)																
5975	OTTO TOWNSHIP	09/25/1952	Active	19	0	0	0.00%	20		6	Y	12		04/2024		\$50.00
147625	Pine Grove Lioness	08/19/2021	Active	12	0	0	0.00%	12		21	Y	5		03/2025		
5976	PINE GROVE TOWNSHIP	01/21/1957	Active	15	0	1	-6.25%	14	0	3	Y	3		05/2025	90+ Days	
49673	PORT ALLEGANY	06/19/1989	Active	10	0	0	0.00%	11		8	Y	4		06/2025		
5980	SHEFFIELD	06/29/1953	Active	19	0	0	0.00%	19		5	Y	2		05/2025		
5981	SMETHPORT	09/25/1951	Active	9	0	0	0.00%	9		10	Y	8		10/2024		
5983	STONEBORO	04/19/1948	Active	19	0	0	0.00%	21		11	Y	9		06/2025		
5984	SUMMIT	12/19/1956	Active	13	0	0	0.00%	14		1	Y	2	R	11/2025		
5986	TIONESTA	06/26/1939	Active	32	3	5	-5.88%	34	11	0	Y		N	11/2025		
Exc Award (06/30/2018)																
5987	TITUSVILLE	06/08/1939	Active	11	0	0	0.00%	11		5	Y	5		06/2025		
5988	TOWNVILLE	03/22/1948	Status Quo(1)	26	0	1	-3.70%	28	7	0	Y		N	09/2025	90+ Days	
5989	UNION CITY	06/13/1939	Active	34	0	2	-5.56%	36	22	3	N	None	N	09/2024	90+ Days	
5991	WARREN	09/29/1923	Status Quo(1)	36	0	4	-10.00%	40	20	2	Y	2	R	04/2025	90+ Days	
Exc Award (06/30/2018)																
5992	WATERFORD	01/26/1954	Active	27	0	0	0.00%	27		14	Y		N	09/2024	90+ Days	\$1,000.00
141415	Waterford Lioness	04/02/2020	Active	9	0	0	0.00%	9		7	Y	4		04/2025		
122733	West County Lions	07/11/2014	Active	8	0	1	-11.11%	12	9	0	Y		N	02/2025		

Clubs Cancelled Previous Fiscal Year – Clubs Cancelled within last 12 months may be reinstated

Club Number	Club Name	Charter Date	Current Status*	Cancellation Date
5985	TIDIOUTE	05/15/1965	Cancelled(8*)	09/29/2024

Current Total Clubs Count	YTD New Clubs Count	YTD Cancelled Clubs Count	YTD Net Club Gain	Current Total Members Count	YTD Add	YTD Drop	YTD Net Growth	YTD Net Growth %	Member Count 12 Months Ago	Average Member Count Per Club	% of Clubs with less than 20 members	% No Officer Report in 12 Months	% of Clubs with balance 90+ days	Number of Clubs in Status Quo	% Status Quo Clubs in Financial Suspension	Number of Cancelled Clubs	Average Cancelled Club Age	Members Lost Due to Cancellation	% of Clubs Cancelled for Non-Financial Reasons
35	0	0	0	882	19	33	-14	-1.56%	920	25	40%	3%	26%	3	100%	0	0	0	0%



Club Health Assessment for District 14 F through November 2025

INTERNATIONAL

			Status	Membership					Reports					Finance	LCIF	
Club Number	Club Name	Charter Date	Times in Status Quo in Past 2 Years	Current Member Count **	YTD Members Added	YTD Members Dropped	YTD Net Growth% ***	Member Count 1 Year Ago	Dropped Members Avg.Length of Service	Months Since Membership Update	Current Officers Reported ****	Current President Repeated Term	VP Reported *****	Last Date Reported Service (mm/yyyy)	Account Balance	YTD Donations

\* - P - Priority Club. Cancellation Reasons: 1-Objectives/conduct, 2-Non-active club, 5-Non-existing club, 6-Disbanding, 7-Merger, 8-Financial Suspension, 9-District/Multiple District Dues.  
\*\* Red denotes below 15 active members.  
\*\*\* Red denotes 20% + loss.  
\*\*\*\* Y - all 3 (President, Secretary, Treasurer) club officers reported, N - not all 3 reported.  
\*\*\*\*\* Abbreviation: N-New, IP-Immediate Past, R-Repeat.





# Club Health Assessment for District 14 G through November 2025

			Status	Membership						Reports				Finance	LCIF	
Club Number	Club Name	Charter Date	Times in Status Quo in Past 2 Years	Current Member Count **	YTD Members Added	YTD Members Dropped	YTD Net Growth% ***	Member Count 1 Year Ago	Dropped Members Avg.Length of Service	Months Since Membership Update	Current Officers Reported ****	Current President Repeated Term	VP Reported *****	Last Date Reported Service (mm/yyyy)	Account Balance	YTD Donations
Clubs less than two years old																
156406	Allenwood Area	12/07/2023	Active	17	0	1	-5.56%	20	27	1	Y		N	11/2025		\$80.00
Clubs more than two years old																
5995	BELLEFONTE	04/01/1949	Active	41	0	0	0.00%	40		5	Y	2	R	11/2025		
43009	BENTON	09/21/1983	Active	31	2	3	-3.13%	32	10	4	N	None	N	11/2025		
Exc Award (06/30/2023, 06/30/2024)																
5999	CANTON	03/16/1954	Active	29	0	3	-9.38%	32	32	1	Y			10/2025		
41003	CATAWISSA VALLEY	03/30/1982	Active	25	3	0	13.64%	22		4	Y	10	R	11/2025	90+ Days	
6000	CENTRE HALL	01/22/1942	Active	33	1	0	3.13%	33		2	Y	2		11/2025		\$1,000.00
Exc Award (06/30/2023, 06/30/2024)																
47775	COUDERSPORT & AREA	10/19/1987	Active	20	0	0	0.00%	18		7	Y		IP	11/2025		
6003	DUSHORE	02/23/1943	Active	42	0	0	0.00%	44		6	Y	2	R	06/2025		
43717	EAGLES MERE LAPORTE	04/03/1984	Active	62	1	5	-6.06%	56	6	0	Y		R	11/2025		
6005	FERGUSON TOWNSHIP	11/10/1949	Active	30	0	1	-3.23%	30	52	1	Y		N	11/2025		
6006	HARRIS TOWNSHIP	03/10/1952	Active	51	2	2	0.00%	55	33	0	Y			11/2025		\$290.00
Exc Award (06/30/2021, 06/30/2022, 06/30/2024)																
32199	HOWARD AREA L C	05/05/1976	Active	101	3	1	2.02%	98	17	0	Y		N	11/2025		
6008	JERSEY SHORE	01/23/1951	Active	39	1	2	-2.50%	43	9	1	Y		N	11/2025		\$100.00
Exc Award (06/30/2018)																
142635	Jersey Shore Area Lioness	08/20/2020	Active	33	1	1	0.00%	32	5	0	Y		N	10/2025		
134144	Kulpmont Centennial	03/30/2018	Active	6	0	0	0.00%	6		16	N	None		09/2025		
6010	LEWISBURG	05/21/1924	Status Quo(2)	8	0	0	0.00%	8		16	N	None		03/2021	90+ Days	
6011	LOCK HAVEN	12/04/1941	Active	20	0	0	0.00%	19		7	Y		N	11/2025		
6012	LOYALSOCK TOWNSHIP	10/31/1958	Active	7	0	1	-12.50%	8	13	4	Y	14		06/2025		
6014	MANSFIELD	09/04/1940	Active	44	6	1	12.82%	38	55	0	N	4	R	06/2025		\$1,000.00
Exc Award (06/30/2018)																
6017	MILESBURG	04/25/1949	Active	53	1	1	0.00%	51	1	0	Y		N	10/2025		\$400.00
Exc Award (06/30/2024, 06/30/2025)																




# Club Health Assessment for District 14 G through November 2025

			Status	Membership						Reports				Finance	LCIF	
Club Number	Club Name	Charter Date	Times in Status Quo in Past 2 Years	Current Member Count **	YTD Members Added	YTD Members Dropped	YTD Net Growth% ***	Member Count 1 Year Ago	Dropped Members Avg.Length of Service	Months Since Membership Update	Current Officers Reported ****	Current President Repeated Term	VP Reported *****	Last Date Reported Service (mm/yyyy)	Account Balance	YTD Donations
107204	MILL HALL AREA	01/07/2010	Status Quo(1)	12	0	0	0.00%	12		16	Y	8		10/2025	90+ Days	
6018	MILLHEIM	03/12/1940	Active	18	0	1	-5.26%	23	25	1	Y	2	N	10/2025		
42945	MILLVILLE	07/25/1983	Active	12	0	0	0.00%	10		3	Y	7	R	11/2025		
6019	MILTON	10/17/1938	Active	25	0	1	-3.85%	27	54	2	Y		N	12/2024		\$100.00
6020	MONTGOMERY	11/08/1955	Active	32	4	3	3.23%	29	22	0	Y		N	11/2025		\$100.00
6021	MONTOURSVILLE	04/08/1952	Active	18	1	1	0.00%	18	4	2	Y	5	R	10/2025		
6022	MT CARMEL	05/01/1944	Active	28	0	0	0.00%	28		2	Y	3	N	01/2023		
39999	MUNCY AREA L C	06/05/1981	Active	21	2	1	5.00%	22	4	0	Y	2	N	11/2025		
41468	PATTON TWP L C	06/29/1982	Active	14	0	0	0.00%	16		9	N	2		05/2025		
6027	PICTURE ROCKS	10/17/1955	Active	19	1	2	-5.00%	20	9	3	N	4	R	11/2025	90+ Days	
39679	PLEASANT GAP & AREA	04/06/1981	Active	26	1	1	0.00%	28	1	4	Y		R	06/2025	90+ Days	
144345	Pleasant Gap Area Lioness	12/22/2020	Active	13	1	3	-13.33%	19	4	2	Y		IP	11/2025		
64588	RAUCHTOWN-NIPPENOSE VALLEY	07/20/2001	Active	22	0	0	0.00%	21		4	Y	6	R	11/2025		
6028	SAYRE ATHENS	01/08/1926	Active	11	0	0	0.00%	9		4	Y			11/2025		
146157	Sayre-Athens Lioness	05/24/2021	Active	17	0	0	0.00%	18		6	Y	3		11/2025		
33266	SHAMOKIN AREA L C	01/27/1977	Active	10	2	0	25.00%	8		5	Y	7		09/2025	90+ Days	
6030	SNOW SHOE	06/12/1946	Active	32	7	3	14.29%	28	16	0	Y	3		10/2023	90+ Days	
6031	SOUTH CREEK	03/10/1952	Active	29	0	0	0.00%	31		5	N	None		10/2025		
6033	SOUTH WILLIAMSPORT	03/14/1946	Active	35	0	2	-5.41%	39	38	3	Y		N	10/2025		
33652	SUGAR VALLEY L C	04/05/1977	Active	29	0	0	0.00%	28		4	Y		R	10/2025		
6036	SYLVANIA	01/20/1954	Active	32	0	1	-3.03%	30	52	0	Y		N	11/2025		\$1,050.00
6038	TOWANDA	08/29/1929	Active	18	3	0	20.00%	16		0	Y		N	11/2025		
6039	TROY	04/28/1939	Active	70	0	0	0.00%	69		4	Y		N	07/2025	90+ Days	
41313	TURBOTVILLE & AREA	05/04/1982	Active	63	1	0	1.61%	63		1	Y		N	11/2025		
6040	WARRENSVILLE AREA L C	05/06/1969	Active	14	0	0	0.00%	14		2	Y			08/2025		
6041	WATSONTOWN	09/25/1947	Active	17	0	0	0.00%	17		12	Y	4	R	10/2025		
135357	Watson town Centennial Lioness	06/21/2018	Active	15	0	0	0.00%	16		2	Y	4	N	04/2024		
6042	WELLSBORO	10/21/1929	Active	24	3	1	9.09%	21	31	0	Y		N	11/2025		\$1,000.00



## Club Health Assessment for District 14 G through November 2025



			Status	Membership					Reports					Finance	LCIF	
Club Number	Club Name	Charter Date	Times in Status Quo in Past 2 Years	Current Member Count **	YTD Members Added	YTD Members Dropped	YTD Net Growth% ***	Member Count 1 Year Ago	Dropped Members Avg.Length of Service	Months Since Membership Update	Current Officers Reported ****	Current President Repeated Term	VP Reported *****	Last Date Reported Service (mm/yyyy)	Account Balance	YTD Donations
40414	WELLS-JACKSON L C	10/05/1981	Active	30	2	0	7.14%	26		1	Y	2	N	02/2025		\$50.00
6043	WILLIAMSPORT	08/28/1923	Active	12	0	0	0.00%	12		15	N	None		02/2025		
6044	WILLIAMSPORT NEWBERRY	01/20/1942	Active	19	0	0	0.00%	19		15	N	None		12/2022		
29205	WYALUSING	04/30/1974	Active	47	0	0	0.00%	44		3	Y		N	11/2025		

Clubs Cancelled Previous Fiscal Year – Clubs Cancelled within last 12 months may be reinstated

Club Number	Club Name	Charter Date	Current Status*	Cancellation Date
5997	BIG POND	03/06/1952	Cancelled(6*)	06/29/2025
6013	LYCOMING CREEK	05/11/1954	Cancelled(8*)	12/30/2024
132592	Northern Tioga County Centennial	09/07/2017	Cancelled(6*)	06/29/2025

Current Total Clubs Count	YTD New Clubs Count	YTD Cancelled Clubs Count	YTD Net Club Gain	Current Total Members Count	YTD Add	YTD Drop	YTD Net Growth	YTD Net Growth %	Member Count 12 Months Ago	Average Member Count Per Club	% of Clubs with less than 20 members	% No Officer Report in 12 Months	% of Clubs with balance 90+ days	Number of Clubs in Status Quo	% Status Quo Clubs in Financial Suspension	Number of Cancelled Clubs	Average Cancelled Club Age	Members Lost Due to Cancellation	% of Clubs Cancelled for Non-Financial Reasons
52	0	0	0	1,476	49	42	7	0.48%	1,466	28	38%	10%	15%	2	100%	0	0	0	0%

\* - P - Priority Club. Cancellation Reasons: 1-Objectives/conduct, 2-Non-active club, 5-Non-existing club, 6-Disbanding, 7-Merger, 8-Financial Suspension, 9-District/Multiple District Dues.

\*\* Red denotes below 15 active members.

\*\*\* Red denotes 20% + loss.

\*\*\*\* Y - all 3 (President, Secretary, Treasurer) club officers reported, N - not all 3 reported.

\*\*\*\*\* Abbreviation: N-New, IP-Immediate Past, R-Repeat.



# Club Health Assessment for District 14 H through November 2025

			Status	Membership						Reports				Finance	LCIF	
Club Number	Club Name	Charter Date	Times in Status Quo in Past 2 Years	Current Member Count **	YTD Members Added	YTD Members Dropped	YTD Net Growth% ***	Member Count 1 Year Ago	Dropped Members Avg.Length of Service	Months Since Membership Update	Current Officers Reported ****	Current President Repeated Term	VP Reported *****	Last Date Reported Service (mm/yyyy)	Account Balance	YTD Donations
Clubs more than two years old																
6045	ABINGTON	12/13/1949	Active	27	0	1	-3.57%	29	24	3	Y	4	R	08/2025		
30560	BENTON TOWNSHIP	04/16/1975	Active(1)	16	3	1	14.29%	14	4	4	Y	4	N	11/2021		\$232.00
6051	BLAKELY PECKVILLE	11/06/1953	Active	12	1	0	9.09%	12		1	Y	14	R	05/2022		
6056	DALTON	07/13/1939	Active(1)	11	0	0	0.00%	11		0	Y	3		11/2018		
6059	DUNMORE	03/31/1952	Active	27	2	0	8.00%	23		4	Y	3	R	12/2023		
Exc Award (06/30/2018)																
107792	EYNON ARCHBALD	03/11/2010	Active	64	3	8	-7.25%	67	12	1	Y	5	N	05/2025		
Exc Award (06/30/2018)																
35149	FALLS	03/21/1978	Active(1)	23	0	2	-8.00%	43	6	0	Y		N	11/2025		
Exc Award (06/30/2021)																
6064	FOREST CITY	01/31/1948	Active	16	0	2	-11.11%	17	19	1	Y	2	R	02/2020		
6071	HAWLEY LAKE	03/31/1972	Active	10	0	0	0.00%	10		5	Y	3		05/2025		
WALLENPAUPACK																
6073	HONESDALE	03/20/1925	Active	62	0	0	0.00%	60		5	Y		N			
6074	JEFFERSON TOWNSHIP	10/18/1961	Active	24	1	1	0.00%	28	5	0	Y		N	08/2025		
Exc Award (06/30/2018)																
36689	JESSUP	03/06/1979	Active	16	0	0	0.00%	16		16	N	None		07/2024		
6078	LAKE ARIEL	05/28/1953	Active	16	1	1	0.00%	17	26	3	Y		N	06/2019		
6082	MAYFIELD	05/12/1961	Active	15	0	0	0.00%	15		5	Y	11	R	11/2025		
6083	MINISINK	09/11/1951	Active	24	0	1	-4.00%	24	1	4	Y		N	12/2020		
36690	MINOOKA	03/20/1979	Active(1)	35	2	0	6.06%	33		4	Y	5		06/2025		
6084	MONTROSE	09/19/1947	Active	35	0	0	0.00%	33		7	Y		N	04/2019		
6089	OLD FORGE	06/17/1947	Active	19	0	0	0.00%	19		14	N	None		09/2018	90+ Days	
6090	OLYPHANT	08/15/1951	Active	27	0	0	0.00%	27		1	Y	14	R	04/2018	90+ Days	
6095	SCOTT TOWNSHIP	07/30/1952	Active	32	0	0	0.00%	30		5	Y	3	R	11/2025		
6096	SCRANTON	04/24/1923	Active	15	0	4	-21.05%	18	12	0	Y	3	R	07/2022		
37543	SOUTH ABINGTON	09/26/1979	Active	6	0	0	0.00%	6		7	Y	2		08/2025		\$500.00
Exc Award (06/30/2021)																
6098	STONE BRIDGE	01/16/1948	Active	20	0	0	0.00%	19		5	Y	4	R	03/2020		



## Club Health Assessment for District 14 H through November 2025

INTERNATIONAL

Club Number	Club Name	Charter Date	Status	Membership						Reports				Finance	LCIF	
			Times in Status Quo in Past 2 Years	Current Member Count **	YTD Members Added	YTD Members Dropped	YTD Net Growth% ***	Member Count 1 Year Ago	Dropped Members Avg.Length of Service	Months Since Membership Update	Current Officers Reported ****	Current President Repeated Term	VP Reported *****	Last Date Reported Service (mm/yyyy)	Account Balance	YTD Donations
6100	TAYLOR	11/15/1954	Active	15	2	1	7.14%	17	2	1	Y	5	R	04/2025		
49625	TUNKHANNOCK	06/20/1989	Active	22	0	0	0.00%	21		5	Y	3	R	06/2025		
6106	WAYMART	10/22/1946	Active(1)	18	0	0	0.00%	18		4	Y		N	03/2018		

Clubs Cancelled Previous Fiscal Year – Clubs Cancelled within last 12 months may be reinstated

Club Number	Club Name	Charter Date	Current Status*	Cancellation Date
6076	JERMYN	12/14/1943	Cancelled(8*)	08/29/2024

Current Total Clubs Count	YTD New Clubs Count	YTD Cancelled Clubs Count	YTD Net Club Gain	Current Total Members Count	YTD Add	YTD Drop	YTD Net Growth	YTD Net Growth %	Member Count 12 Months Ago	Average Member Count Per Club	% of Clubs with less than 20 members	% No Officer Report in 12 Months	% of Clubs with balance 90+ days	Number of Clubs in Status Quo	% Status Quo Clubs in Financial Suspension	Number of Cancelled Clubs	Average Cancelled Club Age	Members Lost Due to Cancellation	% of Clubs Cancelled for Non-Financial Reasons
26	0	0	0	607	15	22	-7	-1.14%	627	23	50%	8%	8%	0	0%	0	0	0	0%

\* - P - Priority Club. Cancellation Reasons: 1-Objectives/conduct, 2-Non-active club, 5-Non-existing club, 6-Disbanding, 7-Merger, 8-Financial Suspension, 9-District/Multiple District Dues.

\*\* Red denotes below 15 active members.

\*\*\* Red denotes 20% + loss.

\*\*\*\* Y - all 3 (President, Secretary, Treasurer) club officers reported, N - not all 3 reported.

\*\*\*\*\* Abbreviation: N-New, IP-Immediate Past, R-Repeat.




# Club Health Assessment for District 14 J through November 2025

			Status	Membership						Reports				Finance		LCIF
Club Number	Club Name	Charter Date	Times in Status Quo in Past 2 Years	Current Member Count **	YTD Members Added	YTD Members Dropped	YTD Net Growth% ***	Member Count 1 Year Ago	Dropped Members Avg.Length of Service	Months Since Membership Update	Current Officers Reported ****	Current President Repeated Term	VP Reported *****	Last Date Reported Service (mm/yyyy)	Account Balance	YTD Donations
Clubs more than two years old																
37213	ADAMS TOWNSHIP AREA L C	06/25/1979	Active	47	1	0	2.17%	45		2	Y		N	12/2023		\$115.00
6114	BENNETTS VALLEY	05/22/1952	Active	39	2	2	0.00%	39	13	1	Y	2	R	10/2025	90+ Days	
	Exc Award (06/30/2023, 06/30/2024)															
6117	BROOKVILLE	01/25/1950	Status Quo(1)	12	0	0	0.00%	12		6	Y	5		02/2017	90+ Days	
124303	Central Cambria Area	03/05/2015	Active(2)	17	1	0	6.25%	14		1	Y	4		12/2021		
6118	CLEARFIELD	06/22/1942	Active(2)	11	0	0	0.00%	13		11	Y	10				
6119	COALPORT	06/30/1954	Active(1)	11	0	0	0.00%	11		3	Y	7	R	01/2019		\$15.00
6120	CONEMAUGH VALLEY	02/21/1949	Active(1)	17	0	0	0.00%	19		4	Y			10/2023		
6121	CRESSON	03/27/1946	Active	39	1	0	2.63%	38		4	Y		R	02/2023	90+ Days	\$500.00
6123	DU BOIS	07/16/1942	Active	28	1	0	3.70%	28		3	Y		N	06/2024		
6126	FERNDALE	06/27/1955	Active	8	0	1	-11.11%	8	36	4	Y		N	09/2016		
6127	FOX TOWNSHIP	06/02/1961	Active(2)	17	0	0	0.00%	17		8	Y	15		02/2016		
6128	GALLITZIN	10/28/1946	Active	15	0	0	0.00%	18		6	Y		N	10/2025		
6129	GEISTOWN AND RICHLAND	02/09/1948	Active	30	1	0	3.45%	31		2	Y		N	11/2025		
6131	GRAMPIAN	02/25/1954	Active	48	3	0	6.67%	46		4	Y		R	08/2025	90+ Days	\$52.00
39518	HORTON-BROCKWAY AREA L C	03/04/1981	Active	71	0	0	0.00%	71		12	Y	2		09/2020		
6133	HOUTZDALE	05/18/1954	Active	23	0	1	-4.17%	26	23	3	Y	2	R	11/2025		\$28.40
6134	INDIANA	07/23/1929	Active	26	2	3	-3.70%	30	25	1	Y	11		08/2018		
6136	JOHNSTOWN WEST END	03/16/1971	Active	29	1	1	0.00%	29	0	2	Y		IP	05/2022		
6138	MARION CENTER AREA L C	08/26/1970	Active	13	0	0	0.00%	15		10	Y	2	N	10/2023		
6140	PLUMVILLE	10/11/1950	Active	16	0	0	0.00%	15		4	Y		N	10/2020		\$40.00
6141	PUNXSUTAWNEY	01/04/1945	Active	50	2	0	4.17%	44		0	Y	2	N	11/2025	90+ Days	
29093	PURCHASE LINE	04/24/1974	Active	12	0	1	-7.69%	15	46	2	Y	7	R			\$32.50
6143	RIDGWAY	02/08/1950	Active	4	0	0	0.00%	4		16	Y	3		09/2022		
6146	SALTSBURG	06/20/1930	Status Quo(1)	10	0	0	0.00%	12		8	Y	2		10/2015	90+ Days	
6147	SOUTH FORK	10/14/1946	Active	82	1	3	-2.38%	88	4	0	Y		IP	10/2024	90+ Days	
6145	ST MARYS	05/08/1950	Active	22	0	0	0.00%	22		3	Y	2	R	06/2025		\$55.00



## Club Health Assessment for District 14 J through November 2025

				Status		Membership					Reports				Finance	LCIF
Club Number	Club Name	Charter Date	Times in Status Quo in Past 2 Years	Current Member Count **	YTD Members Added	YTD Members Dropped	YTD Net Growth% ***	Member Count 1 Year Ago	Dropped Members Avg.Length of Service	Months Since Membership Update	Current Officers Reported ****	Current President Repeated Term	VP Reported *****	Last Date Reported Service (mm/yyyy)	Account Balance	YTD Donations

Clubs Cancelled Previous Fiscal Year – Clubs Cancelled within last 12 months may be reinstated

Club Number	Club Name	Charter Date	Current Status*	Cancellation Date
6122	CURWENSVILLE	06/08/1951	Cancelled(6*)	09/29/2024

Current Total Clubs Count	YTD New Clubs Count	YTD Cancelled Clubs Count	YTD Net Club Gain	Current Total Members Count	YTD Add	YTD Drop	YTD Net Growth	YTD Net Growth %	Member Count 12 Months Ago	Average Member Count Per Club	% of Clubs with less than 20 members	% No Officer Report in 12 Months	% of Clubs with balance 90+ days	Number of Clubs in Status Quo	% Status Quo Clubs in Financial Suspension	Number of Cancelled Clubs	Average Cancelled Club Age	Members Lost Due to Cancellation	% of Clubs Cancelled for Non-Financial Reasons
26	0	0	0	697	16	12	4	0.58%	710	27	50%	0%	27%	2	100%	0	0	0	0%

\* - P - Priority Club. Cancellation Reasons: 1-Objectives/conduct, 2-Non-active club, 5-Non-existing club, 6-Disbanding, 7-Merger, 8-Financial Suspension, 9-District/Multiple District Dues.

\*\* Red denotes below 15 active members.

\*\*\* Red denotes 20% + loss.

\*\*\*\* Y - all 3 (President, Secretary, Treasurer) club officers reported, N - not all 3 reported.

\*\*\*\*\* Abbreviation: N-New, IP-Immediate Past, R-Repeat.



# Club Health Assessment for District 14 K through November 2025

			Status	Membership					Reports				Finance	LCIF		
Club Number	Club Name	Charter Date	Times in Status Quo in Past 2 Years	Current Member Count **	YTD Members Added	YTD Members Dropped	YTD Net Growth% ***	Member Count 1 Year Ago	Dropped Members Avg.Length of Service	Months Since Membership Update	Current Officers Reported ****	Current President Repeated Term	VP Reported *****	Last Date Reported Service (mm/yyyy)	Account Balance	YTD Donations
Clubs more than two years old																
6153	ALBURTIS	05/28/1946	Active	13	0	0	0.00%	13		16	Y	3	R	07/2024		
Exc Award (06/30/2023)																
45490	ALLENTOWN KUHSVILLE AREA	11/19/1985	Active	16	0	2	-11.11%	18	8	0	Y	3		08/2024		
6156	ALLENTOWN MOUNTAINVILLE	04/01/1952	Active(1)	31	3	0	10.71%	31		3	Y		N	04/2025	90+ Days	
6158	BANGOR	10/20/1955	Active	23	0	0	0.00%	24		0	Y	3	R	09/2024	90+ Days	\$50.00
6160	BATH	02/15/1928	Active	13	0	0	0.00%	14		5	N			06/2024	90+ Days	
63317	BETHLEHEM TOWNSHIP	06/19/2000	Active	21	1	0	5.00%	19		1	Y	2	N	10/2025		\$420.00
Exc Award (06/30/2024)																
6168	COOPERSBURG	03/11/1926	Status Quo(2)	12	0	0	0.00%	12		3	N	3		06/2024	90+ Days	
6174	EASTON	04/03/1924	Active	26	0	0	0.00%	29		1	Y	2	R	11/2025		
Exc Award (06/30/2023)																
6176	EMMAUS	01/22/1945	Active	42	1	2	-2.33%	42	32	3	Y		N	11/2025		\$100.00
Exc Award (06/30/2023, 06/30/2024)																
102631	EMMAUS LIONESS	06/24/2008	Active	48	2	3	-2.04%	46	6	0	Y		N	10/2025		\$400.00
Exc Award (06/30/2021, 06/30/2023, 06/30/2024)																
6181	HELLERTOWN	11/17/1925	Active	16	1	1	0.00%	16	6	2	Y	4	N	11/2025		
Exc Award (06/30/2024)																
6184	LEHIGH TOWNSHIP	11/09/1950	Active	44	0	0	0.00%	41		5	Y	2	R	11/2025		\$2,000.00
135186	Lehigh Township Lioness	06/20/2018	Active	25	0	2	-7.41%	24	7	1	Y		N	10/2025		
Exc Award (06/30/2023, 06/30/2024, 06/30/2025)																
151839	Lehigh Valley Sights for Hope	08/03/2022	Active	14	0	1	-6.67%	21	1	2	Y	4	N	06/2025		
146140	Moore Township Lioness	06/03/2021	Active	28	0	0	0.00%	28		4	Y		N	08/2025		\$1,000.00
42756	MOORESTOWN MOORE TOWNSHIP	06/13/1983	Active	42	0	1	-2.33%	41	28	3	Y		N	05/2024		\$1,000.00
6194	NAZARETH	04/26/1924	Status Quo(2)	7	0	1	-12.50%	8	15	1	N	6		06/2024	90+ Days	
6175	PALMER TOWNSHIP	01/14/1957	Active	11	1	0	10.00%	10		2	Y	3	R	05/2024		
6205	RICHMOND	01/23/1952	Active	20	1	0	5.26%	18		1	Y		N	10/2025		
6208	SAUCON VALLEY	11/09/1948	Active	33	4	3	3.13%	35	2	0	Y		N	11/2025		\$160.02





## Club Health Assessment for District 14 K through November 2025

			Status	Membership						Reports				Finance	LCIF	
Club Number	Club Name	Charter Date	Times in Status Quo in Past 2 Years	Current Member Count **	YTD Members Added	YTD Members Dropped	YTD Net Growth% ***	Member Count 1 Year Ago	Dropped Members Avg.Length of Service	Months Since Membership Update	Current Officers Reported ****	Current President Repeated Term	VP Reported *****	Last Date Reported Service (mm/yyyy)	Account Balance	YTD Donations
Exc Award (06/30/2024)																
6213	SLATINGTON	06/21/1948	Active	47	2	2	0.00%	53	47	0	N		N	11/2025		\$1,000.00
6222	UPPER LEHIGH	09/12/1947	Active	61	1	3	-3.17%	62	27	0	Y		N	06/2025		\$1,011.00
Exc Award (06/30/2017, 06/30/2023)																
32286	UPPER SAUCON L C	05/25/1976	Active	13	0	0	0.00%	14		1	N	3		06/2024		
6212	WEST LEHIGH AREA	03/27/1969	Active	21	0	1	-4.55%	22	47	0	Y		N	07/2025		
6180	WHITEHALL L C	03/19/1951	Active	26	1	2	-3.70%	29	12	1	Y		N	10/2025		
Exc Award (06/30/2024)																
6228	WILSON BOROUGH	04/13/1951	Active	32	0	0	0.00%	34		5	Y		N	11/2025		

Clubs Cancelled Previous Fiscal Year – Clubs Cancelled within last 12 months may be reinstated

Club Number	Club Name	Charter Date	Current Status*	Cancellation Date
6169	COPLAY	04/12/1973	Cancelled(6*)	06/29/2025
49249	Greater Lehigh Valley Community	02/23/1989	Cancelled(6*)	04/29/2025

Current Total Clubs Count	YTD New Clubs Count	YTD Cancelled Clubs Count	YTD Net Club Gain	Current Total Members Count	YTD Add	YTD Drop	YTD Net Growth	YTD Net Growth %	Member Count 12 Months Ago	Average Member Count Per Club	% of Clubs with less than 20 members	% No Officer Report in 12 Months	% of Clubs with balance 90+ days	Number of Clubs in Status Quo	% Status Quo Clubs in Financial Suspension	Number of Cancelled Clubs	Average Cancelled Club Age	Members Lost Due to Cancellation	% of Clubs Cancelled for Non-Financial Reasons
26	0	0	0	685	18	24	-6	-0.87%	704	26	35%	0%	19%	2	100%	0	0	0	0%

\* - P - Priority Club. Cancellation Reasons: 1-Objectives/conduct, 2-Non-active club, 5-Non-existing club, 6-Disbanding, 7-Merger, 8-Financial Suspension, 9-District/Multiple District Dues.

\*\* Red denotes below 15 active members.

\*\*\* Red denotes 20% + loss.

\*\*\*\* Y - all 3 (President, Secretary, Treasurer) club officers reported, N - not all 3 reported.

\*\*\*\*\* Abbreviation: N-New, IP-Immediate Past, R-Repeat.




# Club Health Assessment for District 14 L through November 2025

			Status	Membership						Reports				Finance	LCIF		
Club Number	Club Name	Charter Date	Times in Status Quo in Past 2 Years	Current Member Count **	YTD Members Added	YTD Members Dropped	YTD Net Growth% ***	Member Count 1 Year Ago	Dropped Members Avg.Length of Service	Months Since Membership Update	Current Officers Reported ****	Current President Repeated Term	VP Reported *****	Last Date Reported Service (mm/yyyy)	Account Balance	YTD Donations	
Clubs more than two years old																	
6229	ALLENPORT	08/05/1954	Active	23	0	0	0.00%	20		2	Y		N	11/2025	90+ Days		
	Exc Award (06/30/2023)																
6230	ALTOONA	06/16/1922	Active	12	1	1	0.00%	12	42	1	N	None	R	07/2025			
6231	BEDFORD	10/03/1944	Active	32	1	3	-5.88%	36	47	2	Y		N	07/2025			
142291	Bedford Lioness	07/21/2020	Active	18	0	0	0.00%	20		4	Y		N	07/2025			
	Exc Award (06/30/2023)																
6232	BELLEVILLE	01/30/1945	Active	35	2	0	6.06%	32		4	Y		N	10/2025	90+ Days		
	Exc Award (06/30/2023)																
6233	BELLWOOD ANTIS L C	02/24/1931	Active(1)	4	5	7	-33.33%	6	15	2	Y			10/2024			
6234	BLAIRS MILLS	06/11/1952	Active	13	0	0	0.00%	15		5	Y		N	07/2025			
6235	BREEZEWOOD	05/21/1956	Active	10	1	1	0.00%	12	8	0	Y	6		10/2025			
6236	BURNHAM	11/20/1945	Active	43	0	0	0.00%	45		1	Y	2	N	11/2025			
	Exc Award (06/30/2019)																
6239	CHIEF LOGAN	11/12/1958	Active	22	0	1	-4.35%	24	45	2	N		N	10/2025			
6240	COVE	05/13/1947	Active	37	0	2	-5.13%	33	29	1	Y		R	08/2025			
	Exc Award (06/30/2017)																
6241	EVERETT	08/04/1939	Active	24	1	4	-11.11%	30	30	0	Y			10/2025			
	Exc Award (06/30/2023)																
37418	FORBES ROAD L C	07/23/1979	Active	51	2	0	4.08%	53		3	Y	23		11/2025			
6242	FORT SHIRLEY	03/11/1955	Active	15	5	3	15.38%	13	34	2	Y			09/2025			
	Exc Award (06/30/2023)																
6245	HOLLIDAYSBURG	03/21/1945	Active	13	0	1	-7.14%	16	41	4	Y	5	R	07/2025		\$200.00	
6246	HUNTINGDON	12/09/1938	Active	21	0	1	-4.55%	23	8	3	Y	5		08/2025			
6247	HYNDMAN LONDONDERRY	11/15/1945	Active	28	0	0	0.00%	28		5	Y		N	08/2025			
6248	JUNIATA VALLEY	02/04/1948	Active	13	0	0	0.00%	13		17	N	None		07/2025			
6249	LAKEMONT	05/10/1954	Active	35	10	1	34.62%	33	6	0	N		R	09/2025			
6253	MC CONNELLSBURG	10/09/1936	Active(1)	47	1	0	2.17%	46		0	Y			07/2025			
	Exc Award (06/30/2023)																
6254	MC VEYTOWN	06/15/1945	Active(1)	21	1	0	5.00%	21		3	Y	16	R	10/2025			



## Club Health Assessment for District 14 L through November 2025


			Status	Membership						Reports				Finance		LCIF
Club Number	Club Name	Charter Date	Times in Status Quo in Past 2 Years	Current Member Count **	YTD Members Added	YTD Members Dropped	YTD Net Growth% ***	Member Count 1 Year Ago	Dropped Members Avg.Length of Service	Months Since Membership Update	Current Officers Reported ****	Current President Repeated Term	VP Reported *****	Last Date Reported Service (mm/yyyy)	Account Balance	YTD Donations
6238	MILL CREEK	01/20/1950	Active	22	0	0	0.00%	23		8	Y	9	N	09/2025		
	Exc Award (06/30/2017)															
6255	MILROY	03/08/1945	Active	29	2	2	0.00%	28	25	0	Y	3	R	11/2025		
	Exc Award (06/30/2023)															
6257	NEWRY	01/25/1956	Active	22	0	3	-12.00%	25	6	2	Y		R	01/2024		
	Exc Award (06/30/2023)															
6259	ORBISONIA	03/13/1942	Active	44	0	0	0.00%	42		5	Y		N	11/2025		
	Exc Award (06/30/2023)															
6263	ROARING SPRING	04/02/1953	Active	20	0	0	0.00%	23		1	Y	2		01/2024	90+ Days	
6265	SALTILLO	09/30/1954	Active	11	0	0	0.00%	11		20	Y	3		03/2024	90+ Days	
	Exc Award (06/30/2023)															
6266	SAXTON	04/11/1930	Active	9	0	0	0.00%	9		2	N	None		07/2025		
	Exc Award (06/30/2023)															
6268	SHADE GAP AREA	02/17/1959	Active(1)	10	10	0	100.00%	0		0	Y		N	09/2025		
6269	STONE CREEK VALLEY	11/28/1951	Active	27	0	1	-3.57%	30	7	4	Y		N	07/2025		
	Exc Award (06/30/2017, 06/30/2024)															
6270	THREE SPRINGS	05/24/1954	Active	15	0	0	0.00%	16		5	Y		N	07/2025		
6271	TROUGH CREEK VALLEY	05/28/1947	Active(1)	14	0	0	0.00%	14		7	Y	2	N	10/2025	90+ Days	
6274	WILLIAMSBURG	04/20/1939	Active	14	0	2	-12.50%	17	34	3	Y	2	R	08/2024		\$100.00
	Exc Award (06/30/2021, 06/30/2023)															
6275	WOODCOCK VALLEY	10/25/1949	Active	15	0	0	0.00%	17		3	Y	3	N	10/2025		

Clubs Cancelled Previous Fiscal Year – Clubs Cancelled within last 12 months may be reinstated

Club Number	Club Name	Charter Date	Current Status*	Cancellation Date
6264	ROBERTSDALE	10/17/1946	Cancelled(8*)	06/29/2025
6267	SHELLSBURG	04/26/1948	Cancelled(6*)	12/30/2024
6273	WARFORDSBURG	02/05/1953	Cancelled(6*)	01/29/2025
157707	Wayne Township - Beacon Lodge	04/03/2024	Cancelled(6*)	01/29/2025



# Club Health Assessment for District 14 L through November 2025

<div>International Club of Presidents</div>						Status		Membership					Reports				Finance		LCIF
						Times in Status Quo in Past 2 Years		Current Member Count **	YTD Members Added	YTD Members Dropped	YTD Net Growth***	Member Count 1 Year Ago	Dropped Members Avg.Length of Service	Months Since Membership Update	Current Officers Reported ****	Current President Repeated Term	VP Reported *****	Last Date Reported Service (mm/yyyy)	Account Balance
Club Number	Club Name		Charter Date																
Current Total Clubs Count	YTD New Clubs Count	YTD Cancelled Clubs Count	YTD Net Club Gain	Current Total Members Count	YTD Add	YTD Drop	YTD Net Growth	Member Count 12 Months Ago	Average Member Count Per Club	% of Clubs with less than 20 members	% No Officer Report in 12 Months	% of Clubs with balance 90+ days	Number of Clubs in Status Quo	% Status Quo Clubs in Financial Suspension	Number of Cancelled Clubs	Average Cancelled Club Age	Members Lost Due to Cancellation	% of Clubs Cancelled for Non-Financial Reasons	
34	0	0	0	769	42	33	9	1.18%	786	23	44%	0%	15%	0	0%	0	0	0	

\* - P - Priority Club. Cancellation Reasons: 1-Objectives/conduct, 2-Non-active club, 5-Non-existing club, 6-Disbanding, 7-Merger, 8-Financial Suspension, 9-District/Multiple District Dues.

\*\* Red denotes below 15 active members.

\*\*\* Red denotes 20% + loss.

\*\*\*\* Y - all 3 (President, Secretary, Treasurer) club officers reported, N - not all 3 reported.

\*\*\*\*\* Abbreviation: N-New, IP-Immediate Past, R-Repeat.



# Club Health Assessment for District 14 M through November 2025

			Status	Membership						Reports					Finance	LCIF
Club Number	Club Name	Charter Date	Times in Status Quo in Past 2 Years	Current Member Count **	YTD Members Added	YTD Members Dropped	YTD Net Growth% ***	Member Count 1 Year Ago	Dropped Members Avg.Length of Service	Months Since Membership Update	Current Officers Reported ****	Current President Repeated Term	VP Reported *****	Last Date Reported Service (mm/yyyy)	Account Balance	YTD Donations
Clubs less than two years old																
181101	Shade Area	02/28/2025	Active	15	0	8	-34.78%	0	1	0	Y	2		08/2025		
Clubs more than two years old																
6277	BEALLSVILLE CENTERVILLE RICHEYVILLE Exc Award (06/30/2023)	04/14/1972	Active(1)	31	0	1	-3.13%	32	5	0	N	7		11/2025		
6278	BENTLEYVILLE	02/11/1953	Active	26	0	1	-3.70%	24	3	0	Y		N	11/2025	90+ Days	
6279	BERLIN	05/24/1939	Active	31	0	0	0.00%	31		12	Y	4	R	11/2025	90+ Days	
6280	BOSWELL	03/11/1946	Active	18	0	0	0.00%	19		5	Y		R	11/2025		
143215	Bullskin Township Lioness	12/29/2020	Active	20	0	0	0.00%	24		9	Y	6		05/2025		
33653	BULLSKIN TWP	04/26/1977	Active(1)	14	0	0	0.00%	20		2	Y			06/2023		
6282	BURGETTSTOWN	05/16/1935	Active	9	0	0	0.00%	11		2	Y	3		08/2025		
6285	CARMICHAELS	04/30/1952	Active	29	0	0	0.00%	29		17	N	None		12/2022	90+ Days	
6287	CHARLEROI	03/28/1941	Active	8	0	2	-20.00%	10	1	1	Y	11		11/2025		
6289	CONFLUENCE	05/29/1939	Active	20	2	1	5.26%	20	50	0	Y		N	11/2025		
6290	CONNELLSVILLE Exc Award (06/30/2021, 06/30/2023)	03/05/1946	Active	48	0	2	-4.00%	49	1	1	Y		N	11/2025	90+ Days	
6291	CONNUMACH	12/04/1947	Active	25	0	0	0.00%	26		6	Y	3		07/2025		
6292	DAWSON VANDERBILT	07/21/1944	Active	15	0	0	0.00%	16		6	Y	2	N	11/2025		
6295	DUNBAR TOWNSHIP	06/10/1959	Active	21	0	0	0.00%	21		2	Y	2	R	01/2023		
50190	EIGHTY FOUR	02/14/1990	Status Quo(2)	8	0	0	0.00%	8		18	Y	10		09/2023	90+ Days	
43602	FAYETTE CITY WASHINGTON TWP Exc Award (06/30/2023, 06/30/2024)	03/27/1984	Active	46	0	0	0.00%	46		1	Y		N	11/2025		
6284	GREATER CANONSBURG Exc Award (06/30/2018)	03/04/1953	Active	15	1	0	7.14%	14		2	Y	2	R	11/2025		
6302	GRINDSTONE Exc Award (06/30/2023)	12/16/1947	Active	47	2	0	4.44%	40		2	Y		N	11/2025	90+ Days	
6303	HICKORY	04/15/1955	Active	37	0	3	-7.50%	44	5	2	Y		N	11/2025		
6304	HOOVERSVILLE	03/09/1953	Active	13	0	0	0.00%	13		15	N	7		03/2024		



## Club Health Assessment for District 14 M through November 2025

			Status	Membership						Reports				Finance		LCIF	
Club Number	Club Name	Charter Date	Times in Status Quo in Past 2 Years	Current Member Count **	YTD Members Added	YTD Members Dropped	YTD Net Growth% ***	Member Count 1 Year Ago	Dropped Members Avg.Length of Service	Months Since Membership Update	Current Officers Reported ****	Current President Repeated Term	VP Reported *****	Last Date Reported Service (mm/yyyy)	Account Balance	YTD Donations	
6305	INDIAN CREEK VALLEY	06/28/1948	Active	18	0	1	-5.26%	20	28	1	Y		N	05/2025		\$100.00	
134287	Jefferson Morgan Centennial	04/04/2018	Active	32	0	0	0.00%	33		5	Y	2	N	09/2022			
	Exc Award (06/30/2023)																
6307	MC DONALD	04/11/1959	Active	14	0	0	0.00%	12		5	Y	6	R	09/2024			
6308	MCMURRAY	04/01/1947	Active(1)	17	0	4	-19.05%	13	9	3	Y	3		11/2025			
6309	MEYERSDALE	11/29/1943	Active	36	0	1	-2.70%	39	68	0	N	2		09/2025			
32919	MIDWAY AREA L C	11/04/1976	Active(2)	7	0	0	0.00%	6		0	N	None		05/2023			
107221	MONONGAHELA DONORA AREA	01/14/2010	Active	15	0	0	0.00%	15		3	Y		N	08/2025			
36442	MOUNT MORRIS AREA L C	01/22/1979	Active	20	2	1	5.26%	25	4	2	Y	9	R	10/2025			
6314	OLD TRAILS	04/23/1960	Active	8	1	0	14.29%	8		4	Y		IP	11/2025			
6315	PERRYOPOLIS	10/11/1940	Active(1)	7	0	0	0.00%	7		16	Y	12	R	12/2022	90+ Days	\$250.00	
6318	ROSCOE	05/08/1944	Active	19	0	0	0.00%	21		3	N	3		11/2022			
6319	SALISBURY	02/06/1941	Active	17	0	4	-19.05%	22	12	1	Y	4	R	11/2025			
6320	SCENERY HILL	10/21/1940	Active	10	0	6	-37.50%	16	11	4	Y	3	R	05/2024			
6324	SOMERSET	11/01/1929	Active	33	0	0	0.00%	34		5	Y		N	11/2025			
6326	STOYSTOWN	12/03/1947	Active	40	1	0	2.56%	41		1	Y		N	11/2025			
6327	UNIONTOWN	11/26/1943	Active	64	12	0	23.08%	53		0	Y	2	N	11/2025			
	Exc Award (06/30/2018, 06/30/2021, 06/30/2023, 06/30/2024)																
6328	WASHINGTON	08/10/1927	Active	22	0	0	0.00%	22		3	N		N	08/2025			
6330	WAYNESBURG	10/22/1940	Active	64	1	4	-4.48%	68	18	1	Y		N	11/2025			
	Exc Award (06/30/2021, 06/30/2023, 06/30/2024)														90+ Days	\$200.00	
6317	WEST GREENE AREA	05/16/1953	Active	18	1	0	5.88%	20		2	Y		N	12/2022			
130586	Windber Area Centennial Lions Club	05/10/2017	Active	18	0	0	0.00%	34		9	Y		N	11/2025			
	Exc Award (06/30/2021, 06/30/2023, 06/30/2024)																



## Club Health Assessment for District 14 M through November 2025

INTERNATIONAL

						Status		Membership					Reports				Finance		LCIF
						Times in Status Quo in Past 2 Years		Current Member Count **	YTD Members Added	YTD Members Dropped	YTD Net Growth% ***	Member Count 1 Year Ago	Dropped Members Avg.Length of Service	Months Since Membership Update	Current Officers Reported ****	Current President Repeated Term	VP Reported *****	Last Date Reported Service (mm/yyyy)	Account Balance
Club Number	Club Name		Charter Date																
Current Total Clubs Count	YTD New Clubs Count	YTD Cancelled Clubs Count	YTD Net Club Gain	Current Total Members Count	YTD Add	YTD Drop	YTD Net Growth	YTD Net Growth %	Member Count 12 Months Ago	Average Member Count Per Club	% of Clubs with less than 20 members	% No Officer Report in 12 Months	% of Clubs with balance 90+ days	Number of Clubs in Status Quo	% Status Quo Clubs in Financial Suspension	Number of Cancelled Clubs	Average Cancelled Club Age	Members Lost Due to Cancellation	% of Clubs Cancelled for Non-Financial Reasons
41	0	0	0	975	23	39	-16	-1.61%	1,006	24	51%	2%	20%	1	100%	0	0	0	0%

\* - P - Priority Club. Cancellation Reasons: 1-Objectives/conduct, 2-Non-active club, 5-Non-existing club, 6-Disbanding, 7-Merger, 8-Financial Suspension, 9-District/Multiple District Dues.

\*\* Red denotes below 15 active members.

\*\*\* Red denotes 20% + loss.

\*\*\*\* Y - all 3 (President, Secretary, Treasurer) club officers reported, N - not all 3 reported.

\*\*\*\*\* Abbreviation: N-New, IP-Immediate Past, R-Repeat.



# Club Health Assessment for District 14 N through November 2025

			Status	Membership						Reports				Finance	LCIF	
Club Number	Club Name	Charter Date	Times in Status Quo in Past 2 Years	Current Member Count **	YTD Members Added	YTD Members Dropped	YTD Net Growth% ***	Member Count 1 Year Ago	Dropped Members Avg.Length of Service	Months Since Membership Update	Current Officers Reported ****	Current President Repeated Term	VP Reported *****	Last Date Reported Service (mm/yyyy)	Account Balance	YTD Donations
Clubs less than two years old																
190601	Midland Area	10/20/2025	Newly Chartered	21	21	0	100.00%	0		0	Y		N	10/2025		
Clubs more than two years old																
6332	AMBRIDGE Exc Award (06/30/2017)	09/16/1937	Active	11	0	2	-15.38%	11	13	0	Y	5		04/2023	90+ Days	
6333	APOLLO AREA L C Exc Award (06/30/2023)	10/24/1949	Active	22	0	2	-8.33%	24	9	2	Y			10/2025		
6334	BADEN	01/21/1947	Active	31	3	1	6.90%	29	38	1	Y		N	10/2025		
129887	Beaver County Central Valley Centennial	02/28/2017	Active(1)	18	0	0	0.00%	18		4	Y	10		07/2023	90+ Days	
6335	BEAVER FALLS Exc Award (06/30/2023)	10/20/1922	Active	19	2	3	-5.00%	23	2	1	Y		IP	08/2023		
6337	BUTLER Exc Award (06/30/2017, 06/30/2018, 06/30/2019, 06/30/2020, 06/30/2021, 06/30/2023)	06/15/1923	Active	60	3	1	3.45%	57	31	1	Y		N	10/2025		\$1,000.00
6339	CHIPPEWA AREA Exc Award (06/30/2021)	12/12/1956	Active	33	1	0	3.13%	30		0	Y		N	10/2025		
6340	CLARION	04/07/1948	Active	7	0	1	-12.50%	8	14	0	Y	18		10/2021		
41469	CRANBERRY TWP AREA L C	06/10/1982	Active	46	3	0	6.98%	49		1	Y		N	11/2025		
6341	ELDERTON	01/17/1944	Active	26	0	0	0.00%	26		1	Y		N	10/2025		
6342	ELLWOOD CITY	10/17/1940	Active	5	0	2	-28.57%	12	3	3	Y		N	06/2023		
6343	EVANS CITY	04/29/1952	Active	22	1	0	4.76%	23		1	Y	3	R	08/2025		
6344	FORD CITY Exc Award (06/30/2023)	02/23/1950	Active	85	3	1	2.41%	78	2	0	Y		R	09/2025		
6348	HAWTHORN	01/27/1955	Active	29	2	0	7.41%	26		0	Y		N	12/2021		
6350	KITTANNING Exc Award (06/30/2023)	11/14/1947	Active(1)	27	1	2	-3.57%	28	16	0	Y		N	11/2025		\$500.00
6351	KNOX	02/24/1953	Active	40	0	2	-4.76%	46	26	1	Y		N	03/2024		
6353	LAUREL	04/02/1959	Active	16	0	1	-5.88%	11	7	1	Y	11		10/2025		






# Club Health Assessment for District 14 N through November 2025

						Membership					Reports				Finance		LCIF		
Club Number	Club Name	Charter Date	Times in Status Quo in Past 2 Years	Current Member Count **	YTD Members Added	YTD Members Dropped	YTD Net Growth***	Member Count 1 Year Ago	Dropped Members Avg.Length of Service	Months Since Membership Update	Current Officers Reported ****	Current President Repeated Term	VP Reported *****	Last Date Reported Service (mm/yyyy)	Account Balance	YTD Donations			
111075	LAWRENCE COUNTY AREA	05/11/2011	Cancelled(6*)	0	0	0	0.00%	1		16	N	None		02/2023					
6354	LEECHBURG GILPIN	01/30/1948	Active	15	1	3	-11.76%	14	4	0	N	5	R	09/2025					
6355	LITTLE BEAVER	03/04/1947	Active	47	2	7	-9.62%	51	18	0	Y	3	N	10/2025	90+ Days				
Exc Award (06/30/2023)																			
131340	Mars Centennial	06/19/2017	Status Quo(1)	6	0	0	0.00%	6		4	Y			10/2021	90+ Days				
6373	NESHANNOCK	04/29/1955	Active(1)	16	0	3	-15.79%	19	16	1	Y			10/2021					
6360	NEW BEDFORD	12/10/1947	Active(1)	12	0	0	0.00%	11		1	Y		IP	09/2023					
6361	NEW BETHLEHEM	05/16/1939	Active	33	0	0	0.00%	31		6	Y		N	10/2025		\$500.00			
Exc Award (06/30/2018, 06/30/2023)																			
6362	NEW BRIGHTON	02/05/1947	Active	21	2	1	5.00%	23	22	0	Y		N	10/2025					
6363	NEW CASTLE	12/15/1922	Active	1	0	0	0.00%	1		17	Y	3		12/2023					
28093	PENN-GLADE	03/04/1974	Active	23	0	0	0.00%	23		3	Y	3	R	10/2025					
6365	RIMERSBURG	05/31/1946	Active	23	0	0	0.00%	23		6	Y		R	11/2022					
6364	RIVERSIDE AREA L C	02/14/1962	Active	29	0	0	0.00%	29		1	Y		N	11/2025		\$700.00			
6366	ROCHESTER-BEAVER AREA	04/21/1939	Active	83	3	3	0.00%	85	3	1	Y	7	N	11/2025					
Exc Award (06/30/2017, 06/30/2018, 06/30/2023)																			
6367	RURAL VALLEY	04/04/1939	Active	29	1	0	3.57%	28		1	Y	4	N	11/2025	90+ Days	\$200.00			
6370	SLIPPERY ROCK	01/24/1963	Active	13	0	0	0.00%	14		5	Y		R	10/2025		\$250.00			
Exc Award (06/30/2024)																			
6371	UNION TOWNSHIP L C	12/12/1955	Active	20	1	1	0.00%	21	14	3	Y		N	09/2021					
6372	VOLANT	09/20/1947	Active	17	0	0	0.00%	19		2	Y		N	08/2025		\$50.00			
6374	WAMPUM AREA	07/09/1956	Active	17	0	0	0.00%	12		1	Y	5		12/2021					
6375	WORTHINGTON	02/26/1948	Active	18	0	0	0.00%	18		18	Y			02/2023					
6376	ZELIENOPLE	02/14/1949	Active	2	0	0	0.00%	11		5	Y			01/2025					
Current Total Clubs Count	YTD New Clubs Count	YTD Cancelled Clubs Count	YTD Net Club Gain	Current Total Members Count	YTD Add	YTD Drop	YTD Net Growth %	Member Count 12 Months Ago	Average Member Count Per Club	% of Clubs with less than 20 members	% No Officer Report in 12 Months	% of Clubs with balance 90+ days	Number of Clubs in Status Quo	% Status Quo Clubs in Financial Suspension	Number of Cancelled Clubs	Average Cancelled Club Age	Members Lost Due to Cancellation	% of Clubs Cancelled for Non-Financial Reasons	
37	1	1	0	943	50	36	14	1.51%	939	25	43%	0%	14%	1	100%	1	14	0	100%



## Club Health Assessment for District 14 N through November 2025

		Status		Membership					Reports				Finance	LCIF		
Club Number	Club Name	Charter Date	Times in Status Quo in Past 2 Years	Current Member Count **	YTD Members Added	YTD Members Dropped	YTD Net Growth% ***	Member Count 1 Year Ago	Dropped Members Avg.Length of Service	Months Since Membership Update	Current Officers Reported ****	Current President Repeated Term	VP Reported *****	Last Date Reported Service (mm/yyyy)	Account Balance	YTD Donations

\* - P - Priority Club. Cancellation Reasons: 1-Objectives/conduct, 2-Non-active club, 5-Non-existing club, 6-Disbanding, 7-Merger, 8-Financial Suspension, 9-District/Multiple District Dues.

\*\* Red denotes below 15 active members.

\*\*\* Red denotes 20% + loss.

\*\*\*\* Y - all 3 (President, Secretary, Treasurer) club officers reported, N - not all 3 reported.

\*\*\*\*\* Abbreviation: N-New, IP-Immediate Past, R-Repeat.



# Club Health Assessment for District 14 P through November 2025

			Status	Membership					Reports					Finance		LCIF
Club Number	Club Name	Charter Date	Times in Status Quo in Past 2 Years	Current Member Count **	YTD Members Added	YTD Members Dropped	YTD Net Growth% ***	Member Count 1 Year Ago	Dropped Members Avg.Length of Service	Months Since Membership Update	Current Officers Reported ****	Current President Repeated Term	VP Reported *****	Last Date Reported Service (mm/yyyy)	Account Balance	YTD Donations
Clubs more than two years old																
6377	AMITY TOWNSHIP	01/31/1949	Active	39	0	0	0.00%	43		6	Y		N	10/2025		\$100.00
	Exc Award (06/30/2022)															
6379	AVON GROVE	03/07/1950	Active	32	1	1	0.00%	33	2	1	Y		N	11/2025		
6380	BALLY	01/11/1971	Active	38	0	0	0.00%	38		5	Y	2	N	10/2025		
6381	BERN TOWNSHIP	05/31/1960	Active	18	1	11	-35.71%	28	12	2	Y		N	12/2024		
6385	BLANDON	05/07/1956	Active	44	4	3	2.33%	40	3	0	Y	6	R	11/2025		\$1,000.00
	Exc Award (06/30/2021, 06/30/2023)															
6387	BOYERTOWN	04/03/1939	Active	19	2	3	-5.00%	19	31	0	Y		N	10/2025		
6389	COATESVILLE AREA	12/19/1924	Active	16	1	0	6.67%	16		1	Y			10/2025		\$500.00
	Exc Award (06/30/2018)															
6390	CONRAD WEISER	11/30/1955	Active	70	0	3	-4.11%	73	17	3	Y		N	05/2025		
6391	COVENTRY	04/15/1958	Active	38	0	0	0.00%	36		6	Y		N	10/2024	90+ Days	
39680	EAGLE GLENMOORE	04/06/1981	Active	23	0	2	-8.00%	24	19	2	Y	2	R	11/2025		\$250.00
	Exc Award (06/30/2018)															
6396	EXETER TOWNSHIP L C	03/06/1972	Active	31	1	1	0.00%	31	16	1	Y			11/2025		\$200.00
6398	FLEETWOOD	05/19/1969	Active	7	0	2	-22.22%	9	2	1	Y	8	R	09/2025		
6401	HAMBURG	12/09/1970	Active	26	1	3	-7.14%	30	11	0	Y	3	N	10/2025		
6402	HONEY BROOK	03/29/1935	Active	29	1	0	3.57%	30		1	Y		N	11/2025		
	Exc Award (06/30/2024)															
6403	KEMPTON	05/07/1971	Active	23	0	0	0.00%	24		5	Y	2	N	10/2025		\$700.00
6405	KENNETT SQUARE	02/26/1925	Active	34	0	0	0.00%	32		1	Y	4	R	11/2025		\$500.00
6406	KIMBERTON AREA	03/25/1959	Active	11	0	0	0.00%	11		2	Y	6		05/2025		
6407	KUTZTOWN	06/22/1939	Active	46	0	3	-6.12%	51	35	0	Y		N	11/2025		
6409	LIONVILLE	10/27/1970	Active	8	0	0	0.00%	7		5	Y			11/2025		
	Exc Award (06/30/2021)															
6410	LONGSWAMP	02/17/1954	Active	28	2	1	3.70%	26	6	0	Y		N	06/2025		
	Exc Award (06/30/2022, 06/30/2024)															
6412	MOHNTON CUMRU	02/11/1949	Active	29	2	0	7.41%	29		0	Y	3	N	10/2025		
6414	MUHLENBERG	01/04/1932	Active	33	1	0	3.13%	31		1	Y		N	06/2025	90+ Days	



# Club Health Assessment for District 14 P through November 2025

			Status	Membership						Reports				Finance	LCIF	
Club Number	Club Name	Charter Date	Times in Status Quo in Past 2 Years	Current Member Count **	YTD Members Added	YTD Members Dropped	YTD Net Growth% ***	Member Count 1 Year Ago	Dropped Members Avg.Length of Service	Months Since Membership Update	Current Officers Reported ****	Current President Repeated Term	VP Reported *****	Last Date Reported Service (mm/yyyy)	Account Balance	YTD Donations
Exc Award (06/30/2023)																
6415	OXFORD	10/16/1939	Active	25	0	0	0.00%	26		1	Y	3	R	10/2025	90+ Days	
6417	PAOLI BERWYN MALVERN	04/10/1941	Active	16	0	1	-5.88%	17	15	2	Y	3	N	11/2025		
6416	PARKESBURG	06/29/1934	Active	20	0	1	-4.76%	18	13	4	Y		N	11/2025		
Exc Award (06/30/2019, 06/30/2021)																
6420	REHRERSBURG	01/17/1951	Active	10	0	0	0.00%	10		10	Y		N	10/2024	90+ Days	\$500.00
6421	SHARTLESVILLE	01/25/1952	Active	17	0	0	0.00%	21		4	Y		N	11/2025		
6422	SHILLINGTON	01/20/1944	Active	17	0	0	0.00%	20		2	Y	2	R	09/2025		
Exc Award (06/30/2017, 06/30/2018)																
30714	SHOEMAKERSVILLE AREA	05/14/1975	Active	17	0	0	0.00%	17		5	Y		N	11/2024	90+ Days	
6435	SPRING TOWNSHIP	04/22/1957	Active	16	1	0	6.67%	17		2	Y		IP	10/2025		
Exc Award (06/30/2017, 06/30/2018)																
6426	STRAUSSTOWN	05/08/1947	Active	37	1	0	2.78%	36		2	Y		N	11/2025	90+ Days	
6431	WEST CHESTER	01/21/1925	Cancelled(6*)	0	0	2	-100.00%	22	36	3	N	None		06/2025		
6432	WEST GOSHEN	12/16/1971	Active	31	1	0	3.33%	31		3	Y		N	09/2025		
Exc Award (06/30/2023)																

Clubs Cancelled Previous Fiscal Year – Clubs Cancelled within last 12 months may be reinstated

Club Number	Club Name	Charter Date	Current Status*	Cancellation Date
6430	WERNERSVILLE	01/31/1945	Cancelled(6*)	11/30/2024

Current Total Clubs Count	YTD New Clubs Count	YTD Cancelled Clubs Count	YTD Net Gain	Current Total Members Count	YTD Add	YTD Drop	YTD Net Growth	YTD Net Growth %	Member Count 12 Months Ago	Average Member Count Per Club	% of Clubs with less than 20 members	% No Officer Report in 12 Months	% of Clubs with balance 90+ days	Number of Clubs in Status Quo	% Status Quo Clubs in Financial Suspension	Number of Cancelled Clubs	Average Cancelled Club Age	Members Lost Due to Cancellation	% of Clubs Cancelled for Non-Financial Reasons
32	0	1	-1	848	20	37	-17	-1.97%	896	27	38%	0%	13%	0	0%	1	180	2	100%

\* - P - Priority Club. Cancellation Reasons: 1-Objectives/conduct, 2-Non-active club, 5-Non-existing club, 6-Disbanding, 7-Merger, 8-Financial Suspension, 9-District/Multiple District Dues.

\*\* Red denotes below 15 active members.

\*\*\* Red denotes 20% + loss.

\*\*\*\* Y - all 3 (President, Secretary, Treasurer) club officers reported, N - not all 3 reported.

\*\*\*\*\* Abbreviation: N-New, IP-Immediate Past, R-Repeat.



# Club Health Assessment for District 14 T through November 2025

			Status	Membership						Reports				Finance		LCIF
Club Number	Club Name	Charter Date	Times in Status Quo in Past 2 Years	Current Member Count **	YTD Members Added	YTD Members Dropped	YTD Net Growth% ***	Member Count 1 Year Ago	Dropped Members Avg.Length of Service	Months Since Membership Update	Current Officers Reported ****	Current President Repeated Term	VP Reported *****	Last Date Reported Service (mm/yyyy)	Account Balance	YTD Donations
Clubs more than two years old																
6490	BLAIN	03/09/1945	Active	20	1	0	5.26%	24		0	Y		N	11/2025	90+ Days	
6497	CHAMBERSBURG	06/19/1924	Active	34	2	7	-12.82%	23	18	0	Y		IP	11/2025		\$150.00
6499	DUNCANNON	02/26/1947	Active	42	4	1	7.69%	42	6	2	Y	2	R	09/2025		
6500	EAST HANOVER	01/11/1951	Active	18	0	0	0.00%	21		0	N		N	08/2022		\$50.00
6501	FAYETTE	11/08/1951	Active	28	0	1	-3.45%	29	8	0	Y		N	08/2025		\$6.25
6502	GREENCASTLE	03/09/1944	Active	24	1	1	0.00%	24	0	1	Y		N	11/2025		\$105.00
6503	GREENE TOWNSHIP	02/11/1958	Active	23	0	0	0.00%	24		7	Y		N	10/2025		\$100.00
6504	HARRISBURG	03/08/1921	Active	19	1	0	5.56%	21		0	Y	3	R	10/2025		\$140.00
Exc Award (06/30/2019)																
6507	HERSHEY	09/15/1944	Active	27	0	2	-6.90%	29	44	0	Y	2	R	09/2025	\$1,360.00	
6510	ICKESBURG	01/23/1945	Active	53	0	0	0.00%	60		3	Y	2	N	11/2025	\$100.00	
Exc Award (06/30/2018)																
6511	LANDISBURG	05/04/1948	Active	59	1	2	-1.67%	62	12	1	Y		N	09/2025	\$300.00	
Exc Award (06/30/2019)																
6513	LIVERPOOL	10/10/1938	Active	31	0	3	-8.82%	34	11	0	N	None		02/2024		
6514	LOWER PAXTON TOWNSHIP	01/30/1948	Active	42	0	1	-2.33%	46	17	0	Y		N	11/2025		
Exc Award (06/30/2023)																
138731	Lower Paxton Township Lionses	06/21/2019	Active	18	0	0	0.00%	19		8	Y		N	11/2025	\$50.00	
29096	LOWER SWATARA L C	04/08/1974	Active	51	2	2	0.00%	46	3	0	Y		N	11/2025	90+ Days	\$31.25
Exc Award (06/30/2023, 06/30/2024)																
6516	LURGAN TOWNSHIP	03/24/1959	Active	37	1	5	-9.76%	40	18	0	Y		IP	10/2025	\$1,050.00	
6517	MARYSVILLE	07/19/1945	Active	40	1	0	2.56%	50		2	Y		N	02/2023	\$125.00	
6518	MERCERSBURG	02/26/1941	Active	42	2	0	5.00%	39		2	Y	6	R	02/2022		
6519	MIDDLE PAXTON	05/05/1960	Active	43	2	2	0.00%	45	2	2	Y		R	01/2024		
6521	MIFFLINTOWN	05/24/1946	Active	37	0	1	-2.63%	36	15	2	Y	3	R	10/2025	\$100.00	
Exc Award (06/30/2023)																
6522	MILLERSBURG	04/07/1925	Active	8	0	0	0.00%	9		7	N	11	R	01/2025	\$20.00	
6524	MT PARNELL	01/10/1947	Active	27	1	0	3.85%	27		3	Y		N	07/2023	\$92.50	
Exc Award (06/30/2016)																



## Club Health Assessment for District 14 T through November 2025

			Status	Membership						Reports				Finance	LCIF	
Club Number	Club Name	Charter Date	Times in Status Quo in Past 2 Years	Current Member Count **	YTD Members Added	YTD Members Dropped	YTD Net Growth% ***	Member Count 1 Year Ago	Dropped Members Avg.Length of Service	Months Since Membership Update	Current Officers Reported ****	Current President Repeated Term	VP Reported *****	Last Date Reported Service (mm/yyyy)	Account Balance	YTD Donations
6525	NEW BLOOMFIELD	10/03/1938	Active	44	2	2	0.00%	48	1	1	Y		N	11/2025	90+ Days	\$1,131.25
6526	NEWPORT	02/14/1938	Active	19	1	3	-9.52%	20	12	2	N	None		10/2022	90+ Days	\$446.88
6529	PATH VALLEY	12/09/1943	Active	23	0	0	0.00%	23		2	Y	2	R	10/2025		\$100.00
6530	PAXTANG	04/16/1953	Active	50	2	0	4.17%	48		0	Y	2	R	11/2025		
Exc Award (06/30/2016, 06/30/2017)																
6531	PENBROOK	01/18/1946	Active	17	3	1	13.33%	15	4	0	Y			10/2025	90+ Days	\$75.00
6533	PORT ROYAL	05/03/1945	Active(1)	31	1	0	3.33%	30		0	N	None		05/2023	90+ Days	
6534	RICHFIELD	05/05/1953	Active	26	0	1	-3.70%	28	63	0	Y		N	09/2025	90+ Days	\$1,000.00
6535	ROUZERVILLE	02/03/1949	Active	24	2	0	9.09%	24		3	Y	6	R	08/2015		
31656	SHERMANS DALE	02/03/1976	Active	38	2	0	5.56%	41		1	Y		N	10/2025		\$50.00
6542	WAYNESBORO	11/06/1929	Active	22	1	5	-15.38%	29	8	1	Y			09/2025		\$500.00
Exc Award (06/30/2017, 06/30/2023, 06/30/2024)																
126237	Waynesboro Area Lioness	11/19/2015	Active	11	0	4	-26.67%	19	6	0	N			10/2025		\$100.00
6543	WEST HANOVER	01/22/1951	Active	32	1	10	-21.95%	40	11	0	Y	5	R	01/2025		\$62.50
Exc Award (06/30/2022)																

Clubs Cancelled Previous Fiscal Year – Clubs Cancelled within last 12 months may be reinstated

Club Number	Club Name	Charter Date	Current Status*	Cancellation Date
43859	CHAMBERSBURG EVENING	05/29/1984	Cancelled(6*)	06/29/2025
108558	Fayetteville Area	06/07/2010	Cancelled(8*)	06/29/2025
138766	Susquehanna Township	06/21/2019	Cancelled(8*)	12/30/2024

Current Total Clubs Count	YTD New Clubs Count	YTD Cancelled Clubs Count	YTD Net Club Gain	Current Total Members Count	YTD Add	YTD Drop	YTD Net Growth	YTD Net Growth %	Member Count 12 Months Ago	Average Member Count Per Club	% of Clubs with less than 20 members	% No Officer Report in 12 Months	% of Clubs with balance 90+ days	Number of Clubs in Status Quo	% Status Quo Clubs in Financial Suspension	Number of Cancelled Clubs	Average Cancelled Club Age	Members Lost Due to Cancellation	% of Clubs Cancelled for Non-Financial Reasons
34	0	0	0	1,060	34	54	-20	-1.85%	1,115	31	21%	0%	21%	0	0%	0	0	0	0%



Club Health Assessment for District 14 T through November 2025

			Status		Membership					Reports					Finance	LCIF
Club Number	Club Name	Charter Date	Times in Status Quo in Past 2 Years	Current Member Count **	YTD Members Added	YTD Members Dropped	YTD Net Growth% ***	Member Count 1 Year Ago	Dropped Members Avg.Length of Service	Months Since Membership Update	Current Officers Reported ****	Current President Repeated Term	VP Reported *****	Last Date Reported Service (mm/yyyy)	Account Balance	YTD Donations

\* - P - Priority Club. Cancellation Reasons: 1-Objectives/conduct, 2-Non-active club, 5-Non-existing club, 6-Disbanding, 7-Merger, 8-Financial Suspension, 9-District/Multiple District Dues.  
\*\* Red denotes below 15 active members.  
\*\*\* Red denotes 20% + loss.  
\*\*\*\* Y - all 3 (President, Secretary, Treasurer) club officers reported, N - not all 3 reported.  
\*\*\*\*\* Abbreviation: N-New, IP-Immediate Past, R-Repeat.



# Club Health Assessment for District 14 U through November 2025

			Status	Membership					Reports					Finance	LCIF	
Club Number	Club Name	Charter Date	Times in Status Quo in Past 2 Years	Current Member Count **	YTD Members Added	YTD Members Dropped	YTD Net Growth% ***	Member Count 1 Year Ago	Dropped Members Avg.Length of Service	Months Since Membership Update	Current Officers Reported ****	Current President Repeated Term	VP Reported *****	Last Date Reported Service (mm/yyyy)	Account Balance	YTD Donations
Clubs more than two years old																
33418	BOWMANSTOWN-PARRYVILL E L C Exc Award (06/30/2023)	03/14/1977	Active	31	2	0	6.90%	30		1	Y		N	10/2025		
105738	BUSHKILL SMITHFIELDS	06/09/2009	Active	15	1	0	7.14%	15		2	Y	2	R	11/2025		
33078	DINGMANS FERRY	12/14/1976	Active(1)	15	0	0	0.00%	15		0	N	8		04/2024		
6220	GREENE DREHER	04/06/1951	Status Quo(1)	17	0	0	0.00%	16		7	N	4		05/2023	90+ Days	
6161	JIM THORPE Exc Award (06/30/2023)	06/25/1948	Active	36	0	1	-2.70%	39	1	4	Y		N	10/2025		
65338	LEHIGHTON AREA LIONESS Exc Award (06/30/2023)	05/15/2002	Active	34	2	0	6.25%	32		3	Y		N	11/2025		
45767	LEHIGHTON FRANKLIN TOWNSHIP Exc Award (06/30/2022)	02/19/1986	Active	25	1	6	-16.67%	31	12	2	N	4		10/2023		
6185	LITTLE SCHUYLKILL	12/11/1957	Active	17	0	0	0.00%	17		5	Y		N	02/2025		
6188	MAHONING TOWNSHIP	11/07/1958	Active	23	1	3	-8.00%	25	29	0	Y	25		11/2025		
6191	MC ADOO Exc Award (06/30/2021, 06/30/2023)	07/15/1937	Active	32	3	0	10.34%	33		3	Y		N	02/2025		
6192	MILFORD Exc Award (06/30/2022)	05/15/1952	Active	19	0	1	-5.00%	21	4	4	N	None		05/2025		
6193	MINERSVILLE AREA L C	10/19/1949	Status Quo(2)	28	0	1	-3.45%	29	14	0	Y	2		07/2022	90+ Days	
6217	Monroe Sights for Hope Exc Award (06/30/2023)	12/22/1924	Active	21	0	1	-4.55%	30	6	0	Y			11/2025		
6197	ORWIGSBURG	04/08/1935	Active	64	3	2	1.59%	56	21	0	Y		N	12/2022		
6198	PALMERTON	10/18/1954	Active	8	0	0	0.00%	11		9	Y		N	02/2024		
6199	PINE GROVE Exc Award (06/30/2021, 06/30/2023)	01/10/1947	Active	42	0	1	-2.33%	44	9	1	N	2		11/2025		
6201	POCONO Exc Award (06/30/2022)	11/22/1949	Active	92	4	2	2.22%	103	13	2	Y	2	R	09/2025	90+ Days	
6202	PORTER TOWER L C Exc Award (06/30/2021)	12/01/1955	Active	57	0	6	-9.52%	60	6	0	Y		R	11/2025		
6204	POTTSVILLE	07/17/1923	Active	50	1	2	-1.96%	51	35	1	Y		N	10/2023		





## Club Health Assessment for District 14 U through November 2025

			Status			Membership					Reports				Finance		LCIF		
Club Number	Club Name	Charter Date	Times in Status Quo in Past 2 Years	Current Member Count **	YTD Members Added	YTD Members Dropped	YTD Net Growth% ***	Member Count 1 Year Ago	Dropped Members Avg.Length of Service	Months Since Membership Update	Current Officers Reported ****	Current President Repeated Term	VP Reported *****	Last Date Reported Service (mm/yyyy)	Account Balance	YTD Donations			
Exc Award (06/30/2023)			Active	29	0	1	-3.33%	30	4	3	N	4		10/2025	90+ Days				
6207	SAINT CLAIR	02/28/1951																	
Exc Award (06/30/2023)			Active	22	0	2	-8.33%	24	3	3	Y	2	R	12/2023					
6209	SCHUYLKILL HAVEN	04/12/1935																	
32285	SHOHOLA AREA L C	05/25/1976	Active(1)	16	0	1	-5.88%	19	22	2	N	None		03/2024					
6219	TANNERSVILLE	11/29/1954	Active	44	2	0	4.76%	46		1	N			10/2024					
50975	VALLEY VIEW TRI-VALLEY	10/04/1990	Active	21	0	0	0.00%	22		0	Y	4	R	11/2025					
Exc Award (06/30/2018, 06/30/2023)			Active	17	0	0	0.00%	18		9	N	5		11/2025					
6223	WAYNE TOWNSHIP L C	05/23/1972																	
6227	WEST PENN TWSP	01/05/1948	Active	27	1	2	-3.57%	28	1	0	Y		N	11/2025					
Exc Award (06/30/2022)																			
Current Total Clubs Count	YTD New Clubs Count	YTD Cancelled Clubs Count	YTD Net Club Gain	Current Total Members Count	YTD Add	YTD Drop	YTD Net Growth %	Member Count 12 Months Ago	Average Member Count Per Club	% of Clubs with less than 20 members	% No Officer Report in 12 Months	% of Clubs with balance 90+ days	Number of Clubs in Status Quo	% Status Quo Clubs in Financial Suspension	Number of Cancelled Clubs	Average Cancelled Club Age	Members Lost Due to Cancellation	% of Clubs Cancelled for Non-Financial Reasons	
26	0	0	0	802	21	32	-11	-1.35%	845	31	31%	4%	15%	2	100%	0	0	0	0%

\* - P - Priority Club. Cancellation Reasons: 1-Objectives/conduct, 2-Non-active club, 5-Non-existing club, 6-Disbanding, 7-Merger, 8-Financial Suspension, 9-District/Multiple District Dues.

\*\* Red denotes below 15 active members.

\*\*\* Red denotes 20% + loss.

\*\*\*\* Y - all 3 (President, Secretary, Treasurer) club officers reported, N - not all 3 reported.

\*\*\*\*\* Abbreviation: N-New, IP-Immediate Past, R-Repeat.




# Club Health Assessment for District 14 W through November 2025

			Status	Membership						Reports				Finance	LCIF	
Club Number	Club Name	Charter Date	Times in Status Quo in Past 2 Years	Current Member Count **	YTD Members Added	YTD Members Dropped	YTD Net Growth% ***	Member Count 1 Year Ago	Dropped Members Avg.Length of Service	Months Since Membership Update	Current Officers Reported ****	Current President Repeated Term	VP Reported *****	Last Date Reported Service (mm/yyyy)	Account Balance	YTD Donations
Clubs more than two years old																
6047	ASHLEY	01/31/1947	Active	10	0	0	0.00%	11		5	Y			12/2015		
6055	DALLAS	02/20/1950	Active	13	1	1	0.00%	16	1	0	Y		N	06/2024		\$500.00
6058	DRUMS	04/18/1955	Active	41	0	0	0.00%	40		5	Y		N	11/2025		
66292	DRUMS LIONESS	06/25/2002	Active	53	7	1	12.77%	41	3	0	Y	2	R	11/2025	90+ Days	
Exc Award (06/30/2022, 06/30/2023, 06/30/2024)																
6060	DUPONT	01/17/1949	Active	46	3	0	6.98%	44		1	Y	2		10/2025		\$250.00
Exc Award (06/30/2023)																
6061	DURYEA	09/19/1950	Active	10	0	0	0.00%	10		17	Y		R	03/2024		
6063	EXETER	11/28/1951	Active	22	0	1	-4.35%	22	1	1	Y	3	R	10/2025		
31737	FORTY FORT	02/20/1976	Active	60	1	1	0.00%	58	0	3	Y			11/2025		\$1,000.00
Exc Award (06/30/2023)																
6068	HANOVER TOWNSHIP	06/20/1945	Active	25	1	0	4.17%	22		0	Y	8	R	12/2021	90+ Days	\$1,000.00
6070	HARVEYS LAKE	02/03/1950	Active	9	0	0	0.00%	8		5	Y	4		01/2024		
6072	HAZLETON	10/22/1923	Active(1)	16	1	2	-5.88%	16	22	0	Y		N	11/2025		
Exc Award (06/30/2023)																
35715	HUGHESTOWN	06/14/1978	Active(1)	14	1	0	7.69%	12		3	Y	18	R	08/2025		\$50.00
6075	JENKINS TOWNSHIP	10/06/1958	Active	29	1	2	-3.33%	30	2	4	Y	10		12/2016	90+ Days	
36049	LAKE SILKWORTH AREA L C	09/15/1978	Active	18	0	0	0.00%	19		7	Y		R	11/2025		\$100.00
Exc Award (06/30/2023)																
6087	NANTICOKE	03/11/1935	Cancelled(6*)	0	0	0	0.00%	9		5	N	None		09/2024		
33015	NEWPORT TOWNSHIP	11/22/1976	Active	23	5	1	21.05%	19	10	0	Y	10		03/2015		
31009	PARSONS	06/27/1975	Active	19	3	0	18.75%	17		0	Y			11/2025		
6092	PLAINS	02/18/1947	Active	50	7	0	16.28%	51		1	Y		N	11/2025		\$325.00
Exc Award (06/30/2016, 06/30/2022)																
64428	PLAINS J L WROBLEWSKI MT LAURE	06/15/2001	Active	24	0	0	0.00%	24		5	Y	2	R	11/2025		
6103	TWIN BORO	09/27/1951	Active	14	0	0	0.00%	15		10	Y	2	R	12/2016		
6105	TWIN COUNTY	03/15/1954	Active	34	0	0	0.00%	35		3	Y		R	11/2025		
6107	WEST HAZLETON	03/13/1947	Active	10	0	1	-9.09%	11	5	2	Y	14		02/2025		



## Club Health Assessment for District 14 W through November 2025

			Status	Membership						Reports				Finance	LCIF	
Club Number	Club Name	Charter Date	Times in Status Quo in Past 2 Years	Current Member Count **	YTD Members Added	YTD Members Dropped	YTD Net Growth% ***	Member Count 1 Year Ago	Dropped Members Avg.Length of Service	Months Since Membership Update	Current Officers Reported ****	Current President Repeated Term	VP Reported *****	Last Date Reported Service (mm/yyyy)	Account Balance	YTD Donations
6109	WHITE HAVEN	04/18/1938	Active	27	0	2	-6.90%	27	1	2	Y	2	R	11/2025		
61883	WILKES BARRE	05/11/1999	Active	19	0	0	0.00%	17		6	Y	2	R	11/2025		\$50.00
Exc Award (06/30/2021, 06/30/2024, 06/30/2025)																

Clubs Cancelled Previous Fiscal Year – Clubs Cancelled within last 12 months may be reinstated

Club Number	Club Name	Charter Date	Current Status*	Cancellation Date
97178	KINGSTON	05/23/2006	Cancelled(8*)	06/29/2025

Current Total Clubs Count	YTD New Clubs Count	YTD Cancelled Clubs Count	YTD Net Club Gain	Current Total Members Count	YTD Add	YTD Drop	YTD Net Growth	YTD Net Growth %	Member Count 12 Months Ago	Average Member Count Per Club	% of Clubs with less than 20 members	% No Officer Report in 12 Months	% of Clubs with balance 90+ days	Number of Clubs in Status Quo	% Status Quo Clubs in Financial Suspension	Number of Cancelled Clubs	Average Cancelled Club Age	Members Lost Due to Cancellation	% of Clubs Cancelled for Non-Financial Reasons
23	0	1	-1	586	31	12	19	3.35%	574	25	48%	0%	13%	0	0%	1	110	0	0%

\* - P - Priority Club. Cancellation Reasons: 1-Objectives/conduct, 2-Non-active club, 5-Non-existing club, 6-Disbanding, 7-Merger, 8-Financial Suspension, 9-District/Multiple District Dues.

\*\* Red denotes below 15 active members.

\*\*\* Red denotes 20% + loss.

\*\*\*\* Y - all 3 (President, Secretary, Treasurer) club officers reported, N - not all 3 reported.

\*\*\*\*\* Abbreviation: N-New, IP-Immediate Past, R-Repeat.